

TOSHIBA

Photocouplers and Photorelays

Selection
Guide 2019



Contents

1. Photocouplers	3 - 17
1-1 IC Output	
■ Logic	3
■ High-Speed Logic	4 - 7
■ IPM Driver	8 - 9
■ IGBT/MOSFET-Driver	10 - 11
■ Smart Gate Driver	12
■ Isolation Amplifiers/Delta-Sigma Modulators	13
1-2 Transistor Output	14 - 15
1-3 Photovoltaic Output	16
1-4 Triac Output	17
2. Photorelays	18 - 23
■ MOSFET Output 1-Form-A	
■ MOSFET Output 2-Form-A	
■ MOSFET Output 1-Form-A/1-Form-B	
■ MOSFET Output 1-Form-B	
■ MOSFET Output 2-Form-B	
3. Automotive Devices	24 - 25
■ Photocouplers	
■ Photorelays	
4. Device Packages	26 - 34
■ Dimensional Out Line (Surface Mount Type)	
■ Dimensional Out Line (Through Hole Type)	
■ Lead Form Options	
5. Cross Reference	35 - 42
6. Part Naming Conventions	43
7. Part Number Index	44 - 47

1. Photocouplers

1-1 IC Output

Logic

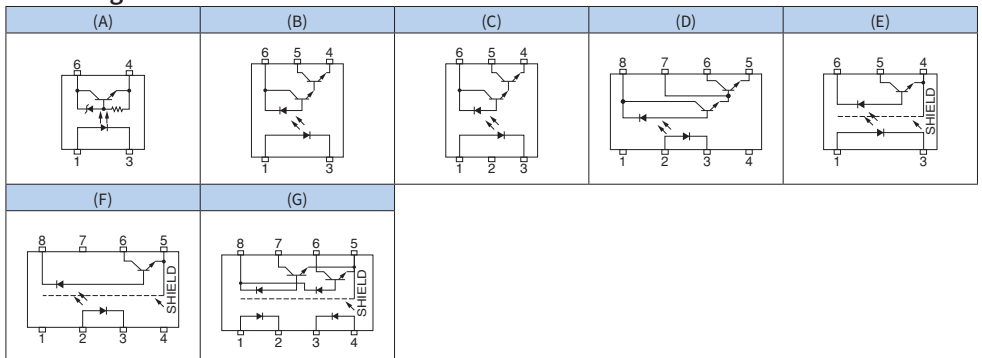
Open-collector Output Type

Part Number	Data Rate (Mbps)	Current Transfer Ratio (CTR Min (%) @Ta=25(°C) @If=1mA)	Propagation Delay Time		Supply Voltage Operating Range (Vcc (Note1))		High/Low-level Supply Current (Icc Max (mA))	Common Mode Transient Immunity (CM Min (kV/μs))	Operating Temperature (Topr)		Isolation Voltage (BV _s Min (Vrms))	Toshiba Package	Pin Configuration	Lead Form Option
			t _{pLH} Max (μs)	t _{pHL} Max (μs)	Min (V)	Max (V)			Min (°C)	Max (°C)				
			TLP2301	0.02	50 (@If=1mA)	30			30	-				
TLP2701	0.02	50 (@If=1mA)	30	30	-	40	-	-	-55	125	5000	4pin SO6L	(A)	-
TLP2303	0.1	900 (@If=0.5mA)	90	20	4.5	18	1.5	+/-15	-40	125	3750	5pin SO6	(B)	-
TLP2703	0.1	900 (@If=0.5mA)	90	20	4.5	18	1.5	+/-15	-40	125	5000	SO6L	(C)	-
TLP2403	0.3	400 (@If=0.5mA)	90	30	-	16	1.5	-	-40	100	3750	SO8	(D)	-
TLP109	1	20 (@If=16mA)	0.8	0.8	-	30	0.001	+/-5	-55	125	3750	5pin SO6	(E)	-
TLP2309	1	15 (@If=10mA)	1	1	2.7	20	0.001	+/-15	-40	110	3750	5pin SO6	(E)	-
TLP2409	1	20 (@If=16mA)	0.8	0.8	-	30	0.001	+/-5	-55	125	3750	SO8	(F)	-
TLP2530 (Note2)	1	7 (@If=16mA)	1.5	1.5	0	12	0.004	-	-55	100	2500	DIP8	(G)	-
TLP2531 (Note2)	1	19 (@If=16mA)	0.8	0.8	0	12	0.004	-	-55	100	2500	DIP8	(G)	-
TLP2719	1	15 (@If=10mA)	2	0.85	4.5	20	0.001	+/-10	-40	100	5000	SO6L	(E)	✓

Note1: Recommended Operating Condition

Note2: Dual channel version

Pin Configuration



High speed Logic

Open-collector Output Type

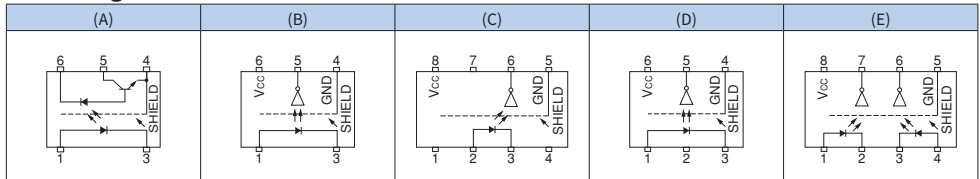
Part Number	Data Rate (Mbps)	Threshold LED Input Current (I _{FHL} Max (mA))	Propagation Delay Time		Supply Voltage Operating Range (V _{CC} (Note1))		High/Low-level Supply Current (I _{CC} Max (mA))	Common Mode Transient Immunity (CM Min (kV/μs))	Operating Temperature (T _{opr})		Isolation Voltage (BV _s Min (Vrms))	Toshiba Package	Pin Configuration	Lead Form Option
									Min (°C)	Max (°C)				
			t _{pLH} Max (ns)	t _{pHL} Max (ns)	Min (V)	Max (V)								
TLP2309	1	10 (Note2)	1000	1000	2.7	20	0.001	+/-15	-40	110	3750	5pin SO6	(A)	-
TLP2719	1	10 (Note2)	2000	850	4.5	20	0.001	+/-10	-40	100	5000	SO6L	(A)	✓
TLP104	1	5	550	400	4.5	30	1.3	+/-15	-40	125	3750	5pin SO6	(B)	-
TLP2304	1	5	550	400	4.5	30	1.3	+/-20	-40	125	3750	5pin SO6	(B)	-
TLP2404	1	5	550	400	4.5	30	1.3	+/-15	-40	125	3750	SO8	(C)	-
TLP2704	1	5	550	400	4.5	30	1.3	+/-20	-40	125	5000	SO6L	(D)	✓
TLP754	1	5	550	400	4.5	30	1.3	+/-20	-40	125	5000	DIP8	(C)	✓
TLP2362	10	5	100	100	2.7	5.5	4	+/-20	-40	125	3750	5pin SO6	(B)	-
TLPN137	10	5	100	100	4.5	5.5	4	+/-10	-40	85	5000	DIP8	(C)	-
TLP2662 (Note3)	15	5	75	75	2.7	5.5	8	+/-20	-40	125	5000	DIP8	(E)	✓
TLP2962	15	5	75	75	2.7	5.5	4	+/-20	-40	125	5000	DIP8	(C)	✓
TLP2118E (Note3)	15	5	75	75	4.5	5.5	10	+/-15	-40	100	2500	SO8	(E)	-
TLP2418	15	5	75	75	4.5	5.5	5	+/-15	-40	125	3750	SO8	(C)	-
TLP2168 (Note3)	20	5	60	60	2.7	5.5	8	+/-15	-40	125	2500	SO8	(E)	-
TLP2368	20	5	60	60	2.7	5.5	4	+/-20	-40	125	3750	5pin SO6	(B)	-
TLP2468	20	5	60	60	2.7	5.5	4	+/-15	-40	125	3750	SO8	(C)	-
TLP2768A	20	5	60	60	2.7	5.5	4	+/-20	-40	125	5000	SO6L	(D)	✓

Note1: Recommended Operating Condition

Note2: Input on-state current (I_{FI(ON)}) min (Recommended Operating Conditions)

Note3: Dual channel version

Pin Configuration



Totem-pole (Inverter) Output Type

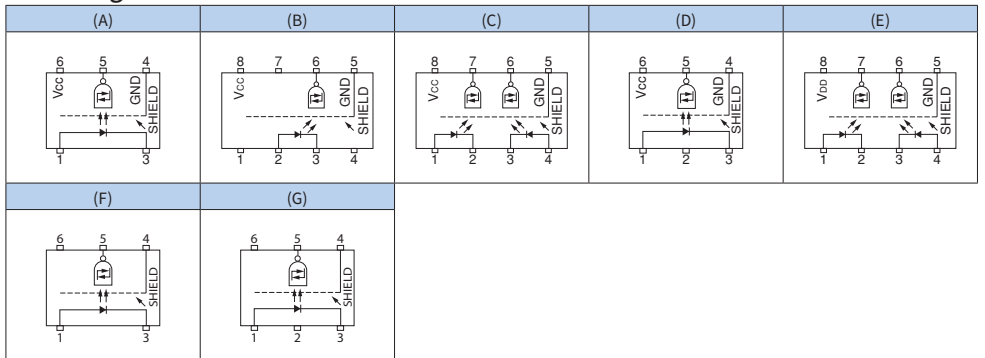
Part Number	Data Rate (Mbps)	Threshold LED Input Current I_{FHL} Max (mA)	Propagation Delay Time		Supply Voltage Operating Range V_{CC} (Note1)		High/Low-level Supply Current I_{CC} Max (mA)	Common Mode Transient Immunity CM Min (kV/ μ s)	Operating Temperature T_{opr}		Isolation Voltage BV _s Min (Vrms)	Toshiba Package	Pin Configuration	Lead Form Option
			t_{pLH} Max (ns)	t_{pHL} Max (ns)	Min (V)	Max (V)			Min (°C)	Max (°C)				
			TLP2358	5	1.6	250			250	3				
TLP2958	5	1.6	250	250	3	20	3	+/-20	-40	125	5000	DIP8	(B)	✓
TLP2108 (Note2)	5	1.6	250	250	4.5	20	6	+/-10	-40	100	2500	SO8	(C)	-
TLP2408	5	1.6	250	250	4.5	20	3	+/-15	-40	100	3750	SO8	(D)	-
TLP2348	10	1.6	120	120	4.5	30	3	+/-30	-40	110	3750	5pin SO6	(A)	-
TLP2748	10	1.6	120	120	4.5	30	3	+/-30	-40	110	5000	SO6L	(D)	✓
TLP2161 (Note2)	15	1.6	80	80	2.7	5.5	2	+/-20	-40	125	2500	SO8	(C)	-
TLP2261 (Note2)	15	1.6	80	80	2.7	5.5	2	+/-20	-40	125	5000	SO8L	(E)	(Note3)
TLP2361	15	1.6	80	80	2.7	5.5	1	+/-20	-40	125	3750	5pin SO6	(A)	-
TLP2761	15	1.6	80	80	2.7	5.5	1	+/-20	-40	125	5000	SO6L	(D)	✓
TLP2160 (Note2)	20	3.5	55	55	2.7	5.5	5	+/-20	-40	125	2500	SO8	(C)	-
TLP2366	20	3.5	55	55	2.7	5.5	3	+/-20	-40	125	3750	5pin SO6	(A)	-
TLP2466	20	3.5	55	55	2.7	5.5	3	+/-20	-40	125	3750	SO8	(B)	-
TLP2766A	20	3.5	55	55	2.7	5.5	3	+/-20	-40	125	5000	SO6L	(D)	✓
TLP2367	50	4	20	20	2.7	5.5	2.5	+/-25	-40	125	3750	5pin SO6	(F)	-
TLP2767	50	4	20	20	2.7	5.5	2.5	+/-25	-40	125	5000	SO6L	(G)	✓

Note1: Recommended Operating Condition

Note2: Dual channel version

Note3: This product supports only SO8L(LF4) lead form option.

Pin Configuration



Totem-pole (Buffer) Output Type

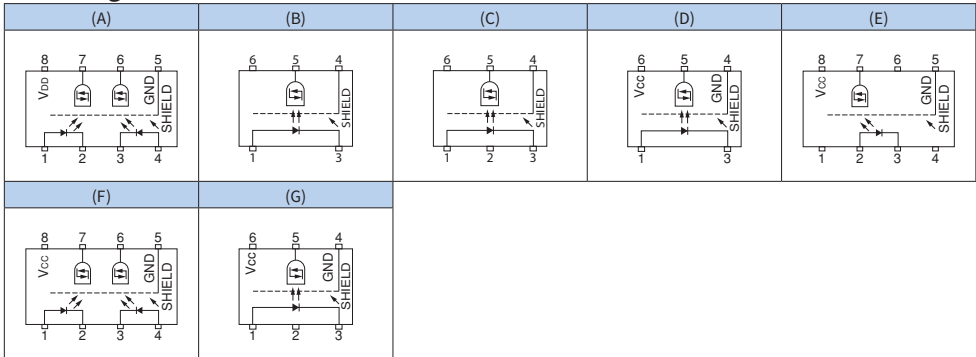
Part Number	Data Rate (Mbps)	Threshold LED Input Current I_{FLH} Max (mA)	Propagation Delay Time		Supply Voltage Operating Range V_{CC} (Note1)		High/Low-level Supply Current I_{CC} Max (mA)	Common Mode Transient Immunity CM Min (kV/ μ s)	Operating Temperature T_{opr}		Isolation Voltage BV _s Min (Vrms)	Toshiba Package	Pin Configuration	Lead Form Option
			t_{pLH} Max (ns)	t_{pHL} Max (ns)	Min (V)	Max (V)			Min (°C)	Max (°C)				
			TLP2110 (Note2)	5	1	250			250	2.7				
TLP2310	5	1	250	250	2.7	5.5	0.3	+/-25	-40	125	3750	5pin SO6	(B)	-
TLP2710	5	1	250	250	2.7	5.5	0.3	+/-25	-40	125	5000	SO6L	(C)	✓
TLP2355	5	1.6	250	250	3	20	3	+/-20	-40	125	3750	5pin SO6	(D)	-
TLP2955	5	1.6	250	250	3	20	3	+/-20	-40	125	5000	DIP8	(E)	✓
TLP2105 (Note2)	5	1.6	250	250	4.5	20	6	+/-10	-40	100	2500	SO8	(F)	-
TLP2405	5	1.6	250	250	4.5	20	3	+/-15	-40	100	3750	SO8	(E)	-
TLP2345	10	1.6	120	120	4.5	30	3	+/-30	-40	110	3750	5pin SO6	(D)	-
TLP2745	10	1.6	120	120	4.5	30	3	+/-30	-40	110	5000	SO6L	(G)	✓
TLP2735	10	3	100	100	9	15	4.5	+/-25	-40	125	5000	SO6L	(C)	-
TLP2270 (Note2)	20	1	60	60	2.7	5.5	0.8	+/-20	-40	125	5000	SO8L	(A)	(Note3)
TLP2370	20	1	60	60	2.7	5.5	0.4	+/-20	-40	125	3750	5pin SO6	(B)	-
TLP2770	20	1	60	60	2.7	5.5	0.4	+/-20	-40	125	5000	SO6L	(C)	-

Note1: Recommended Operating Condition

Note2: Dual channel version

Note3: This product supports only SO8(LF4) lead form option.

Pin Configuration



AC Input Type

Totem-pole (Inverter) Output Type

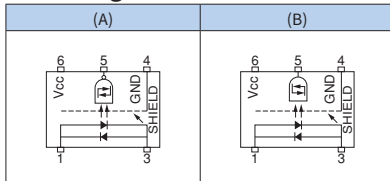
Part Number	Data Rate (Mbps)	Threshold LED Input Current IFHL Max (mA)	Propagation Delay Time		Supply Voltage Operating Range VCC / VDD (Note1)		High/Low-level Supply Current ICC Max (mA)	Common Mode Transient Immunity CM Min (kV/μs)	Operating Temperature		Isolation Voltage BV _s Min (Vrms)	Toshiba Package 5pin SO6	Pin Configuration (A)	Lead Form Option -
									T _{opr}					
			Min (°C)	Max (°C)	t _{pLH} Max (ns)	t _{pHL} Max (ns)			Min (V)	Max (V)				
TLP2398	5	2.3	250	250	3	20	3	+/-20	-40	125	3750	5pin SO6	(A)	-
TLP2391	10	2.5	100	100	2.7	5.5	1	+/-20	-40	125	3750	5pin SO6	(A)	-

Totem-pole (Buffer) Output Type

Part Number	Data Rate (Mbps)	Threshold LED Input Current IFLH Max (mA)	Propagation Delay Time		Supply Voltage Operating Range VCC / VDD (Note1)		High/Low-level Supply Current ICC Max (mA)	Common Mode Transient Immunity CM Min (kV/μs)	Operating Temperature		Isolation Voltage BV _s Min (Vrms)	Toshiba Package 5pin SO6	Pin Configuration (B)	Lead Form Option -
									T _{opr}					
			Min (°C)	Max (°C)	t _{pLH} Max (ns)	t _{pHL} Max (ns)			Min (V)	Max (V)				
TLP2395	5	2.3	250	250	3	20	3	+/-20	-40	125	3750	5pin SO6	(B)	-

Note1: Recommended Operating Condition

Pin Configuration



■ IPM Driver

Open-collector Output Type

Part Number	Data Rate (Mbps)	Threshold LED Input Current IFHL Max (mA)	Propagation Delay Time		Supply Voltage Operating Range Vcc (Note1)		High/Low -level Supply Current Icc Max (mA)	Common Mode Transient Immunity CM Min (kV/μs)	Operating Temperature		Isolation Voltage BV _s Min (Vrms)	Toshiba Package	Pin Configuration	Lead Form Option
									T _{opr}					
			Min (°C)	Max (°C)										
TLP104	1	5	550	400	4.5	30	1.3	+/-15	-40	125	3750	5pin SO6	(A)	-
TLP2304	1	5	550	400	4.5	30	1.3	+/-20	-40	125	3750	5pin SO6	(A)	-
TLP2404	1	5	550	400	4.5	30	1.3	+/-15	-40	125	3750	SO8	(B)	-
TLP2704	1	5	550	400	4.5	30	1.3	+/-20	-40	125	5000	SO6L	(C)	✓

Totem-pole (Inverter) Output Type

Part Number	Data Rate (Mbps)	Threshold LED Input Current IFHL Max (mA)	Propagation Delay Time		Supply Voltage Operating Range Vcc (Note1)		High/Low -level Supply Current Icc Max (mA)	Common Mode Transient Immunity CM Min (kV/μs)	Operating Temperature		Isolation Voltage BV _s Min (Vrms)	Toshiba Package	Pin Configuration	Lead Form Option
									T _{opr}					
			Min (°C)	Max (°C)										
TLP2358	5	1.6	250	250	3	20	3	+/-20	-40	125	3750	5pin SO6	(D)	-
TLP2408	5	1.6	250	250	4.5	20	3	+/-15	-40	100	3750	SO8	(E)	-
TLP2958	5	1.6	250	250	3	20	3	+/-20	-40	125	5000	DIP8	(E)	✓
TLP2348	10	1.6	120	120	4.5	30	3	+/-30	-40	110	3750	5pin SO6	(D)	-
TLP2748	10	1.6	120	120	4.5	30	3	+/-30	-40	110	5000	SO6L	(F)	✓

Totem-pole (Buffer) Output Type

Part Number	Data Rate (Mbps)	Threshold LED Input Current IFHL Max (mA)	Propagation Delay Time		Supply Voltage Operating Range Vcc (Note1)		High/Low -level Supply Current Icc Max (mA)	Common Mode Transient Immunity CM Min (kV/μs)	Operating Temperature		Isolation Voltage BV _s Min (Vrms)	Toshiba Package	Pin Configuration	Lead Form Option
									T _{opr}					
			Min (°C)	Max (°C)										
TLP2355	5	1.6	250	250	3	20	3	+/-20	-40	125	3750	5pin SO6	(G)	-
TLP2405	5	1.6	250	250	4.5	20	3	+/-15	-40	100	3750	SO8	(H)	-
TLP2955	5	1.6	250	250	3	20	3	+/-20	-40	125	5000	DIP8	(H)	✓
TLP2345	10	1.6	120	120	4.5	30	3	+/-30	-40	110	3750	5pin SO6	(G)	-
TLP2745	10	1.6	120	120	4.5	30	3	+/-30	-40	110	5000	SO6L	(I)	✓
TLP2735	10	3	100	100	9	15	4.5	+/-25	-40	125	5000	SO6L	(I)	-

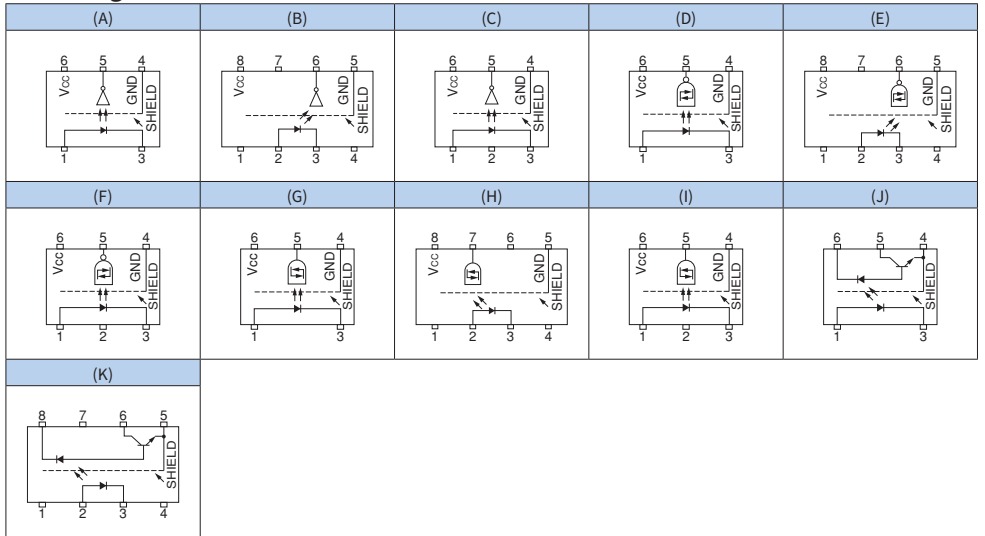
Note1: Recommended Operating Condition

Open-collector Output Type

Part Number	Data Rate (Mbps)	Current Transfer Ratio CTR Min (%) @Ta=25(°C) @If=10mA	Propagation Delay Time		Supply Voltage Operating Range V _{CC} (Note1)		High/Low-level Supply Current I _{CC} Max (mA)	Common Mode Transient Immunity CM Min (kV/μs)	Operating Temperature T _{opr}		Isolation Voltage BV _s Min (Vrms)	Toshiba Package	Pin Configuration	Lead Form Option
			t _{pLH} Max (ns)	t _{pHL} Max (ns)	Min (V)	Max (V)			Min (°C)	Max (°C)				
			TLP109 (IGM)	1	25 (@If=10mA)	1000			1000	-				
TLP2409	1	20 (@If=16mA)	800	800	-	30	0.001	+/-5	-55	125	3750	SO8	(K)	-
TLP2719	1	15 (@If=10mA)	2000	850	4.5	20	0.001	+/-10	-40	100	5000	SO6L	(J)	✓

Note1: Recommended Operating Condition

Pin Configuration



■ IGBT/MOSFET Driver

Totem-pole (Buffer) Output Type

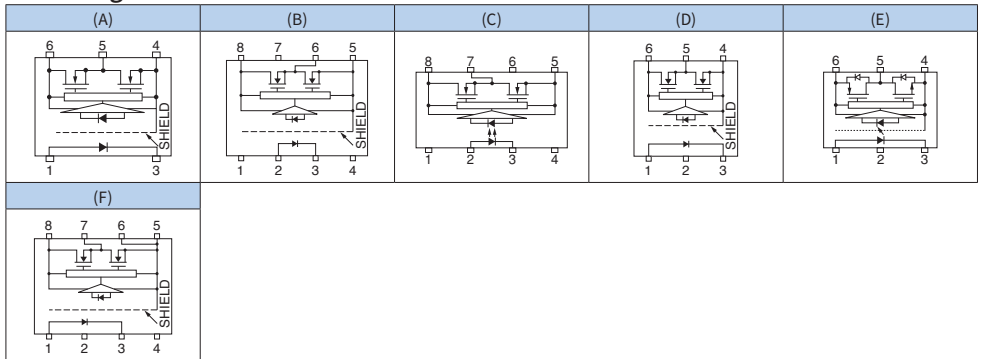
Part Number	Output Current (Note3) I _{OPH} or I _{OPL} Max (A)	Threshold LED Input Current I _{FLH} Max (mA)	Propagation Delay Time		Supply Voltage Operating Range V _{CC} (Note1)		High/Low-level Supply Current I _{CC} Max (mA)	Common Mode Transient Immunity CM Min (kV/μs)	Operating Temperature T _{opr}		Isolation Voltage BV _s Min (Vrms)	Toshiba Package	Pin Configuration	Lead Form Option
			t _{pLH} Max (ns)	t _{pHL} Max (ns)	I _{CC} Max (mA)	CM Min (kV/μs)			Min (°C)	Max (°C)				
TLP155E	+/-0.6	7.5	200	200	10	30	3	+/-15	-40	100	3750	5pin SO6	(A)	-
TLP151A	+/-0.6	5	500	500	10	30	2	+/-20	-40	110	3750	5pin SO6	(A)	-
TLP2451A	+/-0.6	5	500	500	10	30	2	+/-20	-40	125	3750	SO8	(B)	-
TLP351A	+/-0.6	5	500	500	10	30	2	+/-20	-40	100	3750	DIP8	(B)	✓
TLP5701	+/-0.6	5	500	500	10	30	2	+/-20	-40	110	5000	SO6L	(D)	✓
TLP351H	+/-0.6	5	700	700	10	30	2	+/-20	-40	125	3750	DIP8	(B)	✓
TLP5751	+/-1.0	4	150	150	15	30	3	+/-35	-40	110	5000	SO6L	(E)	✓
TLP5751H	+/-1.0	4	150	150	15	30	3	+/-35	-40	125	5000	SO6L	(E)	Note2
TLP5771	+/-1.0	2	150	150	10	30	3	+/-35	-40	110	5000	SO6L	(E)	✓
TLP5752	+/-2.5	4	150	150	15	30	3	+/-35	-40	110	5000	SO6L	(E)	✓
TLP5752H	+/-2.5	4	150	150	15	30	3	+/-35	-40	125	5000	SO6L	(E)	Note2
TLP5772	+/-2.5	2	150	150	10	30	3	+/-35	-40	110	5000	SO6L	(E)	✓
TLP152	+/-2.5	7.5	170	190	10	30	3	+/-20	-40	100	3750	5pin SO6	(A)	-
TLP352	+/-2.5	5	200	200	15	30	3	+/-20	-40	125	3750	DIP8	(B)	✓
TLP5702	+/-2.5	5	200	200	15	30	3	+/-20	-40	110	5000	SO6L	(D)	✓
TLP5832	+/-2.5	5	200	200	15	30	3	+/-20	-40	110	5000	SO8L	(F)	-
TLP250H	+/-2.5	5	500	500	10	30	3	+/-40	-40	125	3750	DIP8	(B)	✓
TLP350H	+/-2.5	5	500	500	15	30	3	+/-20	-40	125	3750	DIP8	(B)	✓
TLP5754	+/-4.0	4	150	150	15	30	3	+/-35	-40	110	5000	SO6L	(E)	✓
TLP5754H	+/-4.0	4	150	150	15	30	3	+/-35	-40	125	5000	SO6L	(E)	Note2
TLP5774	+/-4.0	2	150	150	10	30	3	+/-35	-40	110	5000	SO6L	(E)	✓
TLP358H	+/-6.0	5	500	500	15	30	2	+/-20	-40	125	3750	DIP8	(C)	✓

Note1: Recommended Operating Condition

Note2: This product supports only SO6L(LF4) lead form option.

Note3: Absolute Maximum Ratings

Pin Configuration



Smart gate Driver

Part Number	Output Current (Note2) I _{OPH} or I _{OPL} Max (A)	Threshold LED Input Current I _{FLH} Max (mA)	Propagation Delay Time		Supply Voltage Operating Range V _{CC} (Note1)		High/Low-level Supply Current I _{CC} Max (mA)	Common Mode Transient Immunity CM Min (kV/μs)	Operating Temperature		Isolation Voltage BV _s Min (Vrms)	Toshiba Package	Pin Configuration
									T _{opr}				
			Min (°C)	Max (°C)									
TLP5214A	+/-4.0	6	150	150	15	30	3.8	+/-35	-40	110	5000	SO16L	(A)

Note1: Recommended Operating Condition

Note2: Absolute Maximum Ratings

Pin Configuration

(A)			
1	V _S	V _E	16
2	V _{CC1}	V _{LED}	15
3	FAULT	DESAT	14
4	V _S	V _{CC2}	13
5	CATHODE	V _{EE}	12
6	ANODE	V _{OUT}	11
7	ANODE	V _{CLAMP}	10
8	CATHODE	V _{EE}	9

■ Isolation Amplifiers/Delta-Sigma Modulators

Analog Output

Part Number	Supply Voltage V_{DD1} (V) V_{DD2} (V) (Note1)	Supply Current Max I_{DD1} (mA) I_{DD2} (mA)	Common Mode Transient Immunity CMTI Typ. (kV/ μ s)	V_{OUT} Non-linearity NL ₂₀₀ Typ. (%)	Gain G Typ. @Ta=25 (°C) (V/V)	Operating Temperature T _{opr}		Isolation Voltage BV _s Min (Vrms)	Toshiba Package	Pin Configuration	Lead Form Option
						Min (°C)	Max (°C)				
TLP7820	4.5 to 5.5 3.0 to 5.5	12 10	20	0.02	8.2	-40	105	5000	SO8L	(A)	(Note2)
TLP7920	4.5 to 5.5 3.0 to 5.5	12 10	20	0.02	8.2	-40	105	5000	DIP8	(A)	✓

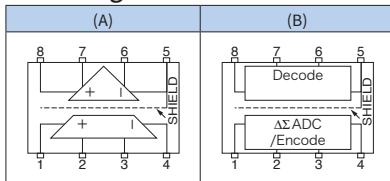
Digital Output

Part Number	Supply Voltage V_{DD1} (V) V_{DD2} (V) (Note1)	Supply Current Max I_{DD1} (mA) I_{DD2} (mA)	Common Mode Transient Immunity CMTI Typ. (kV/ μ s)	V_{OUT} Non-linearity INL @Ta=-40 to 85 (°C) (LSB)	Gain Error G _E Typ. @Ta=25 (°C) (%)	Operating Temperature T _{opr}		Isolation Voltage BV _s Min (Vrms)	Toshiba Package	Pin Configuration	Lead Form Option
						Min (°C)	Max (°C)				
TLP7830	4.5 to 5.5 3.0 to 5.5	12 8	20	-15 to 15	0.1	-40	105	5000	SO8L	(B)	(Note2)
TLP7930	4.5 to 5.5 3.0 to 5.5	12 8	20	-15 to 15	0.1	-40	105	5000	DIP8	(B)	✓

Note1: Recommended Operating Condition

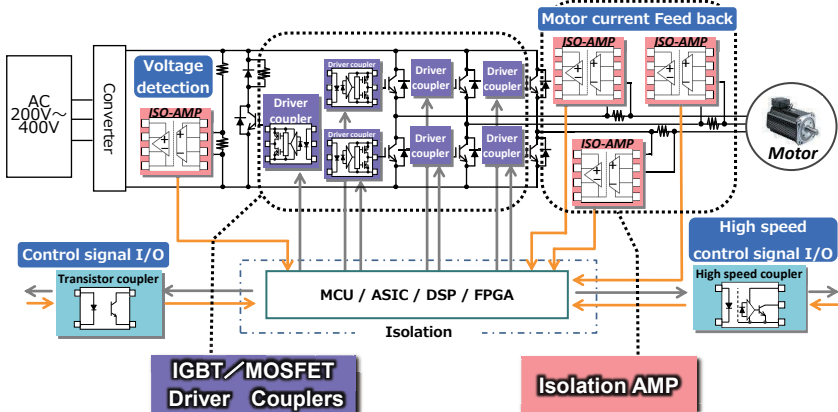
Note2: This product supports only SO8L(LF4) lead form option.

Pin Configuration



D-IGBT, MOSFET based AC-Servo Amp / Inverter

Block diagram of Inverter



1-2 Transistor Output

Part Number	Input Type	Function	Current Transfer Ratio			Collector - Emitter Voltage	Collector Current	Operating Temperature		Isolation Voltage	Toshiba Package	Pin Configuration	Lead Form Option
			CTR(Ic/I _F) @Ta=25 (°C)					T _{opr}					
			Min (%)	Max (%)	Relevant Part	V _{CEO} Max (V)	I _c Max (A)		Min (°C)	Max (°C)	BVs Min (Vrms)		
TLP185(SE)	DC	General-purpose	50	600	☆1	80	0.05	-55	110	3750	4pin SO6	(A)	-
TLP291(SE)			50	600	☆1	80	0.05	-55	110	3750	SO4	(B)	-
TLP291-4 (Note1)			50	400	☆3	80	0.05	-55	110	2500	SO16	(C)	-
TLP385			50	600	☆1	80	0.05	-55	110	5000	4pin SO6L	(A)	-
TLP785			50	600	☆1	80	0.05	-55	110	5000	DIP4 (TLP785)	(B)	✓
TLP183		Low I _F	50	600	☆1	80	0.05	-55	125	3750	4pin SO6	(A)	-
TLP293-4 (Note1)			50	600	☆4	80	0.05	-55	125	3750	SO16	(C)	-
TLP293			50	600	☆1	80	0.05	-55	125	3750	SO4	(B)	-
TLP383			50	600	☆3	80	0.05	-55	125	5000	4pin SO6L	(A)	-
TLP188		High V _{CEO}	50	600	☆3	350	0.05	-55	110	3750	4pin SO6	(A)	-
TLP388			50	600	☆3	350	0.05	-55	125	5000	4pin SO6L	(A)	-
TLP184(SE)		AC	General-purpose	50	600	☆2	80	0.05	-55	110	3750	4pin SO6	(D)
TLP290(SE)	50			600	☆2	80	0.05	-55	110	3750	SO4	(E)	-
TLP290-4 (Note1)	50			400	☆3	80	0.05	-55	110	2500	SO16	(F)	-
TLP182	Low I _F		50	600	☆2	80	0.05	-55	125	3750	4pin SO6	(D)	-
TLP292-4 (Note1)			50	600	☆4	80	0.05	-55	125	3750	SO16	(F)	-
TLP292			50	600	☆2	80	0.05	-55	125	3750	SO4	(E)	-
TLP187	DC	Darlington	1000	-	-	300	0.15	-55	110	3750	4pin SO6	(G)	-
TLP387			1000	-	-	300	0.15	-55	110	5000	4pin SO6L	(G)	-

Current Transfer Ratio Rank

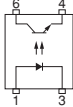
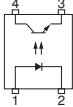
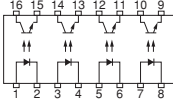
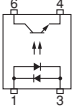
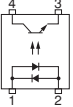
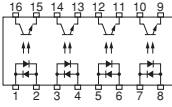
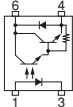
Rank		Selectable Rank										General
		Y	GR	GB	BL	YH	GRL	GRH	BLL	LA	LGB	Blank
Current Transfer Ratio (%)	Min	50	100	100	200	75	100	150	200	50	100	50
	Max	150	300	600	600 (Note2)	150	200	300	400	600	600	600 (Note2)
Relevant Part	☆1	○	○	○	○	○	○	○	○			○
	☆2	○	○	○	○							○
	☆3			○								○
	☆4			○						○	○	○
Marking of Classification (Note3)		YE, Y+	GR, G, G+	GB, GR, G, G+, BL, B	BL, B	Y+	G	G+	B	LA, LB	LB	Blank, YE, Y+, GR, GB, G, G+, BL, B

Note1: 4-Channel version

Note2: 400%(Max); TLP290-4, TLP291-4

Note3: Depend on the product variety, the package is not marked some characters in this table.

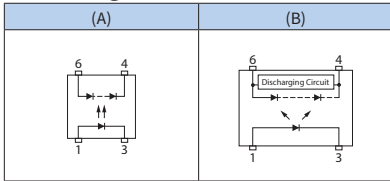
Pin Configuration

(A)	(B)	(C)	(D)	(E)		
						
<th data-bbox="94 284 287 311">(F)</th> <th data-bbox="287 284 482 311">(G)</th> <td colspan="3"></td>		(F)	(G)			
						

1-3 Photovoltaic Output

Part Number	Feature	Short-circuit current	Open voltage	Turn-on time	Turn-off time	Operating Temperature		Isolation Voltage	Toshiba Package	Pin Configuration	Lead Form Option
		I _{sc}	V _{oc}	t _{on}	t _{off}	T _{opr}		BV _s Min (V _{rms})			
		Min (uA)	Min (V)	Max (ms)	Max (ms)	Min (°C)	Max (°C)				
TLP3905	Without internal shunt resistor	12	7	-	-	-40	125	3750	4pin SO6	(A)	-
TLP3906	Built-in discharging circuit	12	7	1	1	-40	125	3750	4pin SO6	(B)	-

Pin Configuration

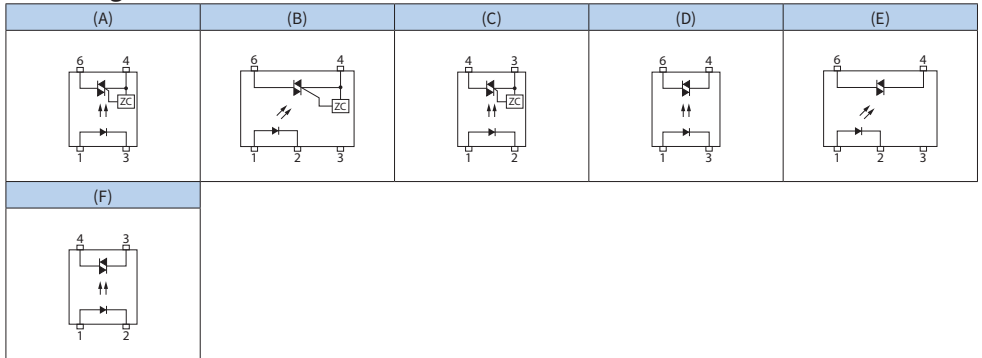


1-4 Triac Output

Part Number	Output Type (Note1)	Trigger LED Current I_{FT} Max (mA)	Off-state Output Terminal Voltage V_{ORM} Max (V)	On-state RMS Current $I_{T(RMS)}$ Max (mA)	Inhibit Voltage V_{IH} Max (V)	Peak on-state Voltage V_{TM} Max (V)	Operating Temperature		Isolation Voltage BV_s Min (Vrms)	Toshiba Package	Pin Configuration	Lead Form Option
							T_{opr}					
							Min (°C)	Max (°C)				
TLP266J	ZC	10	600	70	30	2.8	-40	100	3750	4pin SO6	(A)	-
TLP268J	ZC	3	600	70	30	2.8	-40	100	3750	4pin SO6	(A)	-
TLP3062A	ZC	10	600	100	20	3	-40	100	5000	5pin DIP6	(B)	✓
TLP3064(S)	ZC	3	600	100	50	3	-40	100	5000	5pin DIP6(cut)	(B)	✓
TLP3083	ZC	5	800	100	20	3	-40	100	5000	5pin DIP6	(B)	✓
TLP363J	ZC	10	600	100	20	3	-40	100	5000	DIP4	(C)	✓
TLP265J	NZC	10	600	70	-	2.8	-40	100	3750	4pin SO6	(D)	-
TLP267J	NZC	3	600	70	-	2.8	-40	100	3750	4pin SO6	(D)	-
TLP3052A	NZC	10	600	100	-	3	-40	100	5000	5pin DIP6	(E)	✓
TLP3073	NZC	5	800	100	-	3	-40	100	5000	5pin DIP6	(E)	✓
TLP360J	NZC	10	600	100	-	3	-40	100	5000	DIP4	(F)	✓

Note1: ZC:Zero crossing functionary, NZC:Non zero crossing functionary

Pin Configuration



2. Photorelays

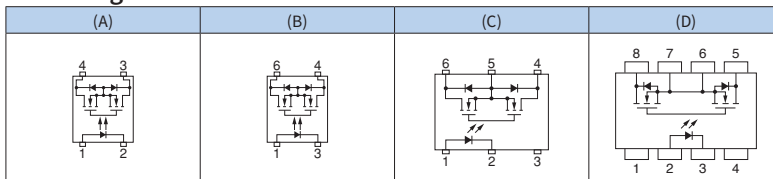
■ MOSFET Output 1-Form-A

Part Number	OFF-state Output Terminal Voltage	ON-state Current	Terminal Capacitance	ON-state Resistance	Trigger LED Current	Operating Temperature		Isolation Voltage	Toshiba Package	Pin Configuration	Lead Form Option
						T _{opr}					
						Min (°C)	Max (°C)				
TLP3100	20	2.5	1000	0.05	3	-40	85	1500	2.54SOP6	(C)	-
TLP3543	20	4	1000	0.05	3	-40	85	2500	DIP6	(C)	✓
TLP3553A *	30	4	450	0.05	3	-40	110	2500	DIP4	(A)	✓
TLP3106	30	4	1100	0.04	3	-40	85	1500	2.54SOP6	(C)	-
TLP3543A	30	5	1100	0.04	3	-40	110	2500	DIP6	(C)	✓
TLP3123	40	1	300	0.13	3	-40	85	1500	2.54SOP4	(A)	-
TLP241A	40	2	300	0.15	3	-40	85	5000	DIP4	(A)	✓
TLP3102	40	2.5	1000	0.06	3	-40	85	1500	2.54SOP6	(C)	-
TLP3554	40	2.5	300	0.15	3	-40	85	2500	DIP4	(A)	✓
TLP3544	40	3.5	1000	0.06	3	-40	85	2500	DIP6	(C)	✓
TLP175A	60	0.1	10	50	1	-40	85	3750	4pin SO6	(B)	-
TLP170A	60	0.4	130	2	1	-40	85	1500	2.54SOP4	(A)	-
TLP171A	60	0.4	130	2	0.1	-40	85	1500	2.54SOP4	(A)	-
TLP192A	60	0.4	130	2	3	-40	85	1500	2.54SOP6	(C)	-
TLP197A	60	0.4	130	2	3	-40	85	1500	2.54SOP6	(C)	-
TLP176AM	60	0.7	100	2	3	-40	110	3750	4pin SO6	(B)	-
TLP222A	60	0.5	130	2	3	-40	85	2500	DIP4	(A)	✓
TLP240A	60	0.5	130	2	3	-40	85	5000	DIP4	(A)	✓
TLP592A	60	0.5	130	2	3	-40	85	2500	DIP6	(C)	✓
TLP597A	60	0.5	130	2	3	-40	85	2500	DIP6	(C)	✓
TLP598AA	60	0.5	130	2	3	-40	85	2500	DIP6	(C)	✓
TLP3122A	60	1.4	100	0.25	3	-40	110	3750	4pin SO6	(A)	-
TLP3127	60	1.7	250	0.13	3	-40	85	1500	2.54SOP4	(A)	-
TLP3103	60	2.3	1000	0.07	3	-40	85	1500	2.54SOP6	(C)	-
TLP3555A *	60	3	250	0.1	3	-40	110	2500	DIP4	(A)	✓
TLP3107	60	3.3	700	0.06	3	-40	85	1500	2.54SOP6	(C)	-
TLP3545A	60	4	640	0.06	3	-40	110	2500	DIP6	(C)	✓
TLP3547	60	5	850	0.05	5	-40	85	2500	DIP8	(D)	✓
TLP3105	100	1.4	1000	0.2	3	-40	85	1500	2.54SOP6	(C)	-
TLP3556A	100	2	110	0.2	3	-40	110	2500	DIP4	(A)	✓
TLP3109	100	2	500	0.07	3	-40	85	1500	2.54SOP6	(C)	-
TLP3149	100	1.5	160	0.2	3	-40	110	1500	2.54SOP4	(A)	-
TLP3823	100	3	720	0.15	5	-40	110	2500	DIP8	(D)	✓
TLP3546A	100	3.5	450	0.08	3	-40	110	2500	DIP6	(C)	✓
TLP179D	200	0.05	15	50	3	-40	85	1500	2.54SOP4	(A)	-
TLP199D	200	0.05	15	50	3	-40	85	1500	2.54SOP6	(C)	-
TLP170D	200	0.2	90	8	1	-40	85	1500	2.54SOP4	(A)	-
TLP171D	200	0.2	90	8	0.1	-40	85	1500	2.54SOP4	(A)	-
TLP176D	200	0.2	100	8	3	-40	85	1500	2.54SOP4	(A)	-
TLP240D	200	0.25	90	8	3	-40	85	5000	DIP4	(A)	✓

* Under Development (The specification is subject to change without notice.)

Part Number	OFF-state Output Terminal Voltage	ON-state Current	Terminal Capacitance	ON-state Resistance	Trigger LED Current	Operating Temperature		Isolation Voltage	Toshiba Package	Pin Configuration	Lead Form Option
						T _{opr}					
						Min (°C)	Max (°C)				
TLP222D	200	0.3	100	8	3	-40	85	2500	DIP4	(A)	✓
TLP3145	200	0.4	100	2	3	-40	110	1500	2.54SOP4	(A)	-
TLP3558A	200	0.7	110	2	3	-40	110	2500	DIP4	(A)	✓
TLP3825	200	1.5	400	0.5	5	-40	110	2500	DIP8	(D)	✓
TLP170G	350	0.1	35	50	1	-40	85	1500	2.54SOP4	(A)	-
TLP240G	350	0.1	30	50	3	-40	85	5000	DIP4	(A)	✓
TLP172GM	350	0.11	30	50	3	-40	110	3750	4pin SO6	(B)	-
TLP192G	350	0.11	30	50	3	-40	85	1500	2.54SOP6	(C)	-
TLP174G	350	0.12	70	35	3	-40	85	1500	2.54SOP4	(A)	-
TLP176G	350	0.12	40	35	3	-40	85	1500	2.54SOP4	(A)	-
TLP197G	350	0.12	40	35	3	-40	85	1500	2.54SOP6	(C)	-
TLP222G	350	0.12	30	50	3	-40	85	2500	DIP4	(A)	✓
TLP224G	350	0.12	40	35	3	-40	85	2500	DIP4	(A)	✓
TLP228G	350	0.12	30	50	3	-40	85	2500	DIP4	(A)	✓
TLP592G	350	0.12	30	50	3	-40	85	2500	DIP6	(C)	✓
TLP597G	350	0.12	40	35	3	-40	85	2500	DIP6	(C)	✓
TLP171GA	400	0.1	70	35	0.1	-40	85	1500	2.54SOP4	(A)	-
TLP174GA	400	0.12	70	35	3	-40	85	1500	2.54SOP4	(A)	-
TLP176GA	400	0.12	70	35	3	-40	85	1500	2.54SOP4	(A)	-
TLP172GAM	400	0.11	30	65	3	-40	110	3750	4pin SO6	(B)	-
TLP197GA	400	0.12	70	35	3	-40	85	1500	2.54SOP6	(C)	-
TLP224GA	400	0.12	60	35	3	-40	85	2500	DIP4	(A)	✓
TLP240GA	400	0.12	80	35	3	-40	85	5000	DIP4	(A)	✓
TLP597GA	400	0.12	70	35	3	-40	85	2500	DIP6	(C)	✓
TLP797GA	400	0.12	40	35	3	-40	85	5000	DIP6	(C)	✓
TLP598GA	400	0.15	165	12	3	-40	85	2500	DIP6	(C)	✓
TLP798GA	400	0.15	165	12	5	-40	85	5000	DIP6	(C)	✓
TLP3125	400	0.2	410	4	3	-40	85	1500	2.54SOP8	(D)	-
TLP3548	400	0.4	410	5	1	-40	85	2500	DIP8	(D)	✓
TLP171J	600	0.07	75	60	0.1	-40	85	1500	2.54SOP4	(A)	-
TLP170J	600	0.09	75	60	1	-40	85	1500	2.54SOP4	(A)	-
TLP240J	600	0.09	75	60	3	-40	85	5000	DIP4	(A)	✓
TLP797J	600	0.1	120	35	5	-40	85	5000	DIP6	(C)	✓
TLP3549	600	0.6	4300	2	5	-40	85	2500	DIP8	(D)	✓

Pin Configuration



MOSFET Output 1-Form-A

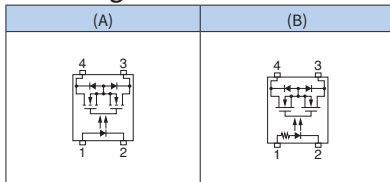
Part Number (Note1)	OFF-state Output Terminal Voltage	ON-state Current	Terminal Capacitance	ON-state Resistance	Trigger LED Current	Operating Temperature		Isolation Voltage	Toshiba Package	Pin Configuration	Lead Form Option
	V _{OFF} Max (V)	I _{ON} Max (A)	C _{OFF} Typ. (pF)	R _{ON} Max (Ω)	I _{FT} Max (mA)	T _{opr}					
						Min (°C)	Max (°C)				
TLP3230	20	0.16	1	8	4	-20	85	1500	SSOP4	(A)	-
TLP3330	20	0.16	1	8	3	-40	85	500	USOP4	(A)	-
TLP3250	20	0.2	0.8	5	3	-20	85	1500	SSOP4	(A)	-
TLP3350	20	0.2	0.8	5	3	-40	85	500	USOP4	(A)	-
TLP3450	20	0.2	0.8	5	3	-40	110	500	VSON4	(A)	-
TLP3231	20	0.45	5	1.2	4	-20	85	1500	SSOP4	(A)	-
TLP3431	20	0.45	5	1.2	3	-40	110	500	VSON4	(A)	-
TLP3203	20	0.9	40	0.22	3	-20	85	1500	SSOP4	(A)	-
TLP3303	20	0.9	40	0.22	3	-40	85	500	USOP4	(A)	-
TLP3403	20	1	40	0.22	3	-40	110	500	VSON4	(A)	-
TLP3406S	30	1.5	120	0.2	3	-40	110	500	S-VSON4	(A)	-
TLP3342	40	0.1	0.3	20	3	-40	85	500	USOP4	(A)	-
TLP3442	40	0.1	0.3	20	3	-40	110	500	VSON4	(A)	-
TLP3216	40	0.12	1	15	4	-20	85	1500	SSOP4	(A)	-
TLP3240	40	0.12	0.45	14	3	-20	85	1500	SSOP4	(A)	-
TLP3316	40	0.12	1	15	3	-40	85	500	USOP4	(A)	-
TLP3340	40	0.12	0.45	14	3	-40	85	500	USOP4	(A)	-
TLP3440S	40	0.12	0.45	14	3	-40	110	500	S-VSON4T	(A)	-
TLP3440	40	0.12	0.45	14	3	-40	110	500	VSON4	(A)	-
TLP3241	40	0.14	0.7	10	3	-20	85	1500	SSOP4	(A)	-
TLP3341	40	0.14	0.7	10	3	-40	85	500	USOP4	(A)	-
TLP3441	40	0.14	0.7	10	3	-40	110	500	VSON4	(A)	-
TLP3214	40	0.25	5	3	4	-20	85	1500	SSOP4	(A)	-
TLP3414	40	0.25	5	3	3	-40	110	500	VSON4	(A)	-
TLP3215	40	0.3	10	1.5	4	-20	85	1500	SSOP4	(A)	-
TLP3315	40	0.3	10	1.5	3	-40	85	500	USOP4	(A)	-
TLP3275	50	0.3	12	1.5	3	-20	85	1500	SSOP4	(A)	-
TLP3375	50	0.3	12	1.5	3	-40	85	500	USOP4	(A)	-
TLP3475	50	0.3	12	1.5	3	-40	110	500	VSON4	(A)	-
TLP3475S	60	0.4	12	1.5	3	-40	110	500	S-VSON4	(A)	-
TLP3351	60	0.12	0.7	15	3	-40	85	500	USOP4	(A)	-
TLP3451	60	0.12	0.7	15	3	-40	110	500	VSON4	(A)	-
TLP3212	60	0.4	20	1.5	5	-20	85	1500	SSOP4	(A)	-
TLP3312	60	0.4	20	1.5	3	-40	85	500	USOP4	(A)	-
TLP3412	60	0.4	20	1.5	3	-40	110	500	VSON4	(A)	-
TLP3407S	60	1	80	0.3	3	-40	110	500	S-VSON4	(A)	-
TLP3306	75	0.4	30	1.5	3	-40	85	500	USOP4	(A)	-
TLP3217	80	0.12	5	12	5	-20	85	1500	SSOP4	(A)	-
TLP3317	80	0.12	5	12	3	-40	85	500	USOP4	(A)	-
TLP3417	80	0.12	5	12	3	-40	110	500	VSON4	(A)	-
TLP3319	80	0.2	6.5	8	3	-40	85	500	USOP4	(A)	-
TLP3419	80	0.2	6.5	8	3	-40	110	500	VSON4	(A)	-
TLP3220	100	0.08	6	14	5	-20	85	1500	SSOP4	(A)	-
TLP3320	100	0.1	6	14	3	-40	85	500	USOP4	(A)	-
TLP3420	100	0.1	6	14	3	-40	110	500	VSON4	(A)	-
TLP3409S	100	0.65	50	0.6	3	-40	110	500	S-VSON4	(A)	-

Note 1: The some products are only for ATE. Follow instruction in each datasheet.

Part Number (Note1)	OFF-state Output Terminal Voltage V_{OFF} Max (V)	ON-state Current I_{ON} Max (A)	Terminal Capacitance C_{OFF} Typ. (pF)	ON-state Resistance R_{ON} Max (Ω)	Operating Voltage V_{FON} Max (V)	Operating Temperature		Isolation Voltage BV_S Min (Vrms)	Toshiba Package	Pin Configuration	Lead Form Option
						T_{opr}					
						Min ($^{\circ}C$)	Max ($^{\circ}C$)				
TLP3403R	20	1	40	0.22	3	-40	110	500	VSONR4	(B)	-
TLP3406SRL	30	1.5	120	0.2	1.6	-40	110	500	S-VSON4T	(B)	-
TLP3406SRH	30	1.5	120	0.2	3	-40	110	500	S-VSON4T	(B)	-
TLP3475R	50	0.3	12	1.5	3	-40	110	500	VSONR4	(B)	-
TLP3412R	60	0.4	20	1.5	3	-40	110	500	VSONR4	(B)	-
TLP3412SRH	60	0.4	20 (Max)	1.5	3	-40	110	500	S-VSON4T	(B)	-
TLP3407SRH	60	1	80	0.3	3	-40	110	500	S-VSON4T	(B)	-
TLP3407SRL	60	1	80	0.3	1.6	-40	110	500	S-VSON4T	(B)	-
TLP3407SR	60	1	80	0.3	3	-40	110	500	S-VSON4T	(B)	-

Note 1: The some products are only for ATE. Follow instruction in each datasheet.

Pin Configuration



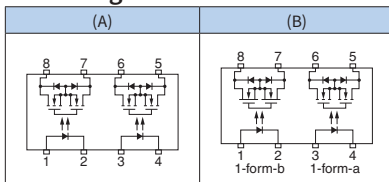
■ MOSFET Output 2-Form-A

Part Number	OFF-state Output Terminal Voltage V _{OFF} Max (V)	ON-state Current I _{ON} Max (A)	Terminal Capacitance C _{OFF} Typ. (pF)	ON-state Resistance R _{ON} Max (Ω)	Trigger LED Current I _{FT} Max (mA)	Operating Temperature		Isolation Voltage BV _S Min (V _{rms})	Toshiba Package	Pin Configuration	Lead Form Option
						T _{opr}					
						Min (°C)	Max (°C)				
TLP202A	60	0.4	130	2	3	-40	85	1500	2.54SOP8	(A)	-
TLP206A	60	0.4	100	2	3	-40	85	1500	2.54SOP8	(A)	-
TLP222A-2	60	0.5	130	2	3	-40	85	2500	DIP8	(A)	✓
TLP200D	200	0.2	100	8	3	-40	85	1500	2.54SOP8	(A)	-
TLP202G	350	0.11	30	50	3	-40	85	1500	2.54SOP8	(A)	-
TLP206G	350	0.12	40	35	3	-40	85	1500	2.54SOP8	(A)	-
TLP222G-2	350	0.12	30	50	3	-40	85	2500	DIP8	(A)	✓
TLP224G-2	350	0.12	40	35	3	-40	85	2500	DIP8	(A)	✓
TLP228G-2	350	0.12	30	50	3	-40	85	2500	DIP8	(A)	✓
TLP206GA	400	0.12	70	35	3	-40	85	1500	2.54SOP8	(A)	-
TLP224GA-2	400	0.12	60	35	3	-40	85	2500	DIP8	(A)	✓

■ MOSFET Output 1-Form-A/1-Form-B

Part Number	OFF-state Output Terminal Voltage V _{OFF} Max (V)	ON-state Current I _{ON} Max (A)	Terminal Capacitance C _{OFF} Typ. (pF)	ON-state Resistance R _{ON} Max (Ω)	Trigger LED Current I _{FT} / I _{FC} Max (mA)	Operating Temperature		Isolation Voltage BV _S Min (V _{rms})	Toshiba Package	Pin Configuration	Lead Form Option
						T _{opr}					
						Min (°C)	Max (°C)				
TLP4006G	350	0.12	65	25	3	-40	85	2500	DIP8	(B)	✓
TLP4026G	350	0.12	65	25	3	-40	85	1500	2.54SOP8	(B)	-

Pin Configuration



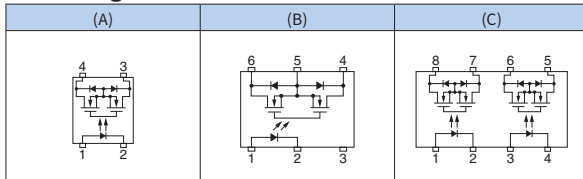
■ MOSFET Output 1-Form-B

Part Number	OFF-state Output Terminal Voltage V_{OFF} Max (V)	ON-state Current I_{ON} Max (A)	Terminal Capacitance C_{OFF} Typ. (pF)	ON-state Resistance R_{ON} Max (Ω)	Trigger LED Current I_{FC} Max (mA)	Operating Temperature		Isolation Voltage 1500	Toshiba Package 2.54SOP4	Pin Configuration (A)	Lead Form Option -
						T_{opr}					
						Min ($^{\circ}$ C)	Max ($^{\circ}$ C)				
TLP4176A	60	0.5	100	2.5	3	-40	105	1500	2.54SOP4	(A)	-
TLP4176G	350	0.12	65	25	3	-40	85	1500	2.54SOP4	(A)	-
TLP4197G	350	0.12	65	25	3	-40	85	1500	2.54SOP6	(B)	-
TLP4227G	350	0.15	65	25	3	-40	85	2500	DIP4	(A)	✓
TLP4597G	350	0.15	65	25	3	-40	85	2500	DIP6	(B)	✓

■ MOSFET Output 2-Form-B

Part Number	OFF-state Output Terminal Voltage V_{OFF} Max (V)	ON-state Current I_{ON} Max (A)	Terminal Capacitance C_{OFF} Typ. (pF)	ON-state Resistance R_{ON} Max (Ω)	Trigger LED Current I_{FC} Max (mA)	Operating Temperature		Isolation Voltage 1500	Toshiba Package 2.54SOP8	Pin Configuration (C)	Lead Form Option -
						T_{opr}					
						Min ($^{\circ}$ C)	Max ($^{\circ}$ C)				
TLP4206G	350	0.12	65	25	3	-40	85	1500	2.54SOP8	(C)	-
TLP4227G-2	350	0.15	65	25	3	-40	85	2500	DIP8	(C)	✓

Pin Configuration



3. Automotive Devices

■ Photocouplers

IC Output

High speed Logic Couplers (Open-collector)

Part Number	Data Rate (Mbps)	Threshold LED Input Current IFHL Max (mA)	Propagation Delay Time		Supply Voltage Operating Range VCC (Note1)		High/Low-level Supply Current Icc Max (mA)	Common Mode Transient Immunity CM Min (kV/μs)	Operating Temperature		Isolation Voltage BV _s Min (Vrms)	Toshiba Package	Pin Configuration	AEC-Q101
									T _{opr}					
			Min (°C)	Max (°C)	Min (V)	Max (V)			Min (°C)	Max (°C)				
TLX9304	1	5	550	400	4.5	20	1.3	+/-15	-40	125	3750	5pin SO6	(A)	#
TLX9378	10	5	100	100	4.5	5.5	1.3	+/-15	-40	125	3750	5pin SO6	(C)	#

High speed Logic Couplers (Totem-pole(Buffer))

Part Number	Data Rate (Mbps)	Threshold LED Input Current IFLH Max (mA)	Propagation Delay Time		Supply Voltage Operating Range VCC (Note1)		High/Low-level Supply Current Icc Max (mA)	Common Mode Transient Immunity CM Min (kV/μs)	Operating Temperature		Isolation Voltage BV _s Min (Vrms)	Toshiba Package	Pin Configuration	AEC-Q101
									T _{opr}					
			Min (°C)	Max (°C)	Min (V)	Max (V)			Min (°C)	Max (°C)				
TLX9310	5	1	250	250	2.7	5.5	0.3	+/-25	-40	105	3750	5pin SO6	(D)	#

High speed Logic Couplers (Totem-pole(Inverter))

Part Number	Data Rate (Mbps)	Threshold LED Input Current IFHL Max (mA)	Propagation Delay Time		Supply Voltage Operating Range VCC (Note1)		High/Low-level Supply Current Icc Max (mA)	Common Mode Transient Immunity CM Min (kV/μs)	Operating Temperature		Isolation Voltage BV _s Min (Vrms)	Toshiba Package	Pin Configuration	AEC-Q101
									T _{opr}					
			Min (°C)	Max (°C)	Min (V)	Max (V)			Min (°C)	Max (°C)				
TLX9376	20	4	35	35	4.5	5.5	1.7	+/-15	-40	125	3750	5pin SO6	(C)	#

Logic Couplers (Open-collector)

Part Number	Data Rate (Mbps)	Current Transfer Ratio CTR Min (%) @Ta=25(°C)	Propagation Delay Time		Supply Voltage Operating Range VCC (Note1)		High/Low-level Supply Current Icc Max (mA)	Common Mode Transient Immunity CM Min (kV/μs)	Operating Temperature		Isolation Voltage BV _s Min (Vrms)	Toshiba Package	Pin Configuration	AEC-Q101
									T _{opr}					
			Min (°C)	Max (°C)	Min (V)	Max (V)			Min (°C)	Max (°C)				
TLX9309	1	15 (@I _F =7mA)	1000	800	-	30	-	+/-10	-40	125	3750	5pin SO6	(B)	#

Note1: Recommended Operating Condition
AEC-Q101 qualified

Transistor Output

Part Number	Input Type	Current Transfer Ratio			Collector-Emitter Voltage V_{CE0} Max (V)	Collector Current I_C Max (A)	Operating Temperature		Isolation Voltage BV_S Min (Vrms)	Toshiba Package	Pin Configuration	AEC-Q101
		CTR(I_C/I_F) @ $T_a=25$ (°C)					T_{opr}					
		Min (%)	Max (%)	Relevant Part			Min (°C)	Max (°C)				
TLX9291A	DC	50	600	☆1	80	0.05	-40	125	3750	SO4	(E)	#
TLX9185A	DC	50	600	☆1	80	0.05	-40	125	3750	4pin SO6	(E)	#
TLX9000	DC	100	900	-	40	0.05	-40	125	3750	SO4	(F)	#
TLX9300	DC	100	900	-	40	0.05	-40	125	3750	4pin SO6	(F)	#

Current Transfer Ratio Rank

Rank	Current Transfer Ratio (%)		Relevant Part	Marking of Classification
	Min	Max		
Blank	50	600	☆1	Blank, GB
GB	100	600	☆1	GB

Photovoltaic Output

Part Number	Short-circuit Current I_{sc} Min (μA) @ $T_a=25$ (°C)	Open Voltage V_{oc} Min (V) @ $T_a=25$ (°C)	Operating Temperature		Isolation Voltage BV_S Min (Vrms)	Toshiba Package	Pin Configuration	AEC-Q101
			T_{opr}					
			Min (°C)	Max (°C)				
TLX9905	12	7	-40	125	3750	4pin SO6	(G)	#
TLX9906	12	7	-40	125	3750	4pin SO6	(H)	#

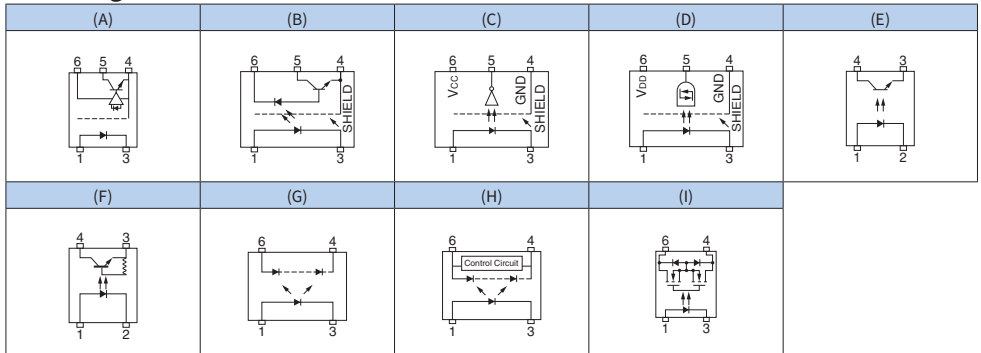
■ Photorelays

MOSFET Output 1-Form-A

Part Number	OFF-state Output Terminal Voltage V_{OFF} Max (V)	ON-state Current I_{ON} Max (A)	Terminal Capacitance C_{OFF} Typ. (pF)	ON-state Resistance R_{ON} Max (Ω)	Trigger LED Current I_{FT} Max (mA)	Operating Temperature		Isolation Voltage BV_S Min (Vrms)	Toshiba Package	Pin Configuration	AEC-Q101
						T_{opr}					
						Min (°C)	Max (°C)				
TLX9175J	600	0.015	8	335	3	-55	105	3750	4pin SO6	(I)	#


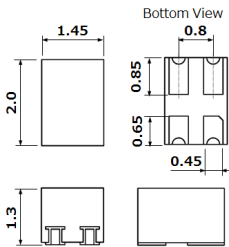

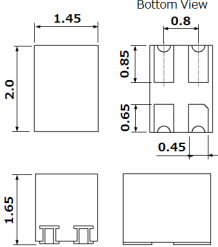

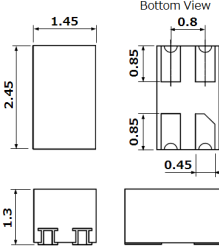
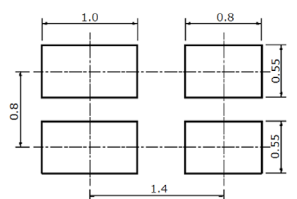
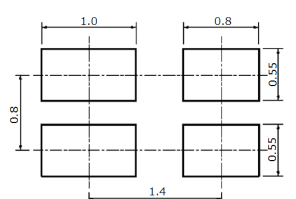
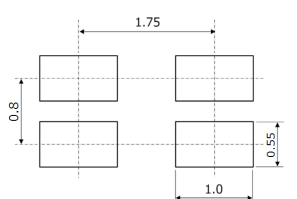
AEC-Q101 qualified


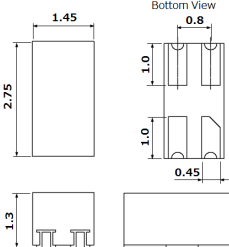

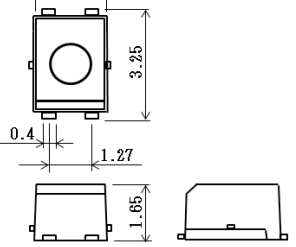

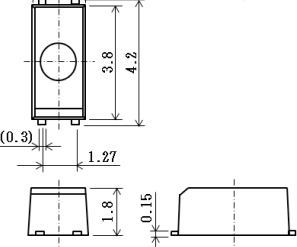
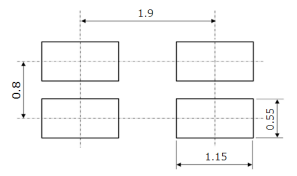
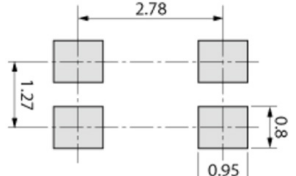
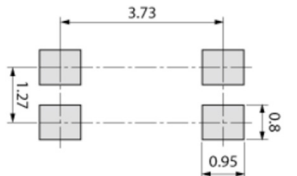
Pin Configuration



4. Device Packages

■ Dimensional Out Line (Surface Mount Type)

S-VSON4T	S-VSON4	VSON4
<p>Package dimension unit : mm</p>  <p>Bottom View</p> 	<p>Package dimension unit : mm</p>  <p>Bottom View</p> 	<p>Package dimension unit : mm</p>  <p>Bottom View</p> 
<p>Land pattern example unit : mm</p> 	<p>Land pattern example unit : mm</p> 	<p>Land pattern example unit : mm</p> 

VSONR4	USOP4	SSOP4
<p>Package dimension unit : mm</p>  <p>Bottom View</p> 	<p>Package dimension unit : mm</p>  <p>Bottom View</p> 	<p>Package dimension unit : mm</p>  <p>Bottom View</p> 
<p>Land pattern example unit : mm</p> 	<p>Land pattern example unit : mm</p> 	<p>Land pattern example unit : mm</p> 

SO4	4pin SO6	2.54SOP4
<p>Package dimension unit : mm</p>	<p>Package dimension unit : mm</p>	<p>Package dimension unit : mm</p>
<p>Land pattern example unit : mm</p>	<p>Land pattern example unit : mm</p>	<p>Land pattern example unit : mm</p>

4pin SO6L	5pin SO6	2.54SOP6
<p>Package dimension unit : mm</p>	<p>Package dimension unit : mm</p>	<p>Package dimension unit : mm</p>
<p>Land pattern example unit : mm</p>	<p>Land pattern example unit : mm</p>	<p>Land pattern example unit : mm</p>

SO6L	SO8	SO8L
<p>Package dimension unit : mm</p>	<p>Package dimension unit : mm</p>	<p>Package dimension unit : mm</p>
<p>Land pattern example unit : mm</p>	<p>Land pattern example unit : mm</p>	<p>Land pattern example unit : mm</p>

2.54SOP8	SO16	SO16L
<p>Package dimension unit : mm</p>	<p>Package dimension unit : mm</p>	<p>Package dimension unit : mm</p>
<p>Land pattern example unit : mm</p>	<p>Land pattern example unit : mm</p>	<p>Land pattern example unit : mm</p>

Dimensional Out Line (Through Hole Type)

DIP4		DIP4 (TLP785)		DIP6	
Package dimension	unit : mm	Package dimension	unit : mm	Package dimension	unit : mm

Spin DIP6		Spin DIP6 (cut)		DIP8	
Package dimension	unit : mm	Package dimension	unit : mm	Package dimension	unit : mm

Lead Form Options

DIP4 (LF1) / (TP1)	DIP4 (LF5) / (TP5)	DIP4 (LF2)
<p>Package dimension unit : mm</p>	<p>Package dimension unit : mm</p>	<p>Package dimension (DIP4 Ftype) unit : mm</p>

<p>Land pattern example unit : mm</p>	<p>Land pattern example unit : mm</p>
---------------------------------------	---------------------------------------

DIP4 (LF4) / (TP4)	DIP4 TLP785 (LF6) / (TP6)	DIP4 TLP785F (LF7) / (TP7)
<p>Package dimension unit : mm</p>	<p>Package dimension unit : mm</p>	<p>Package dimension unit : mm</p>

<p>Land pattern example unit : mm</p>	<p>Land pattern example unit : mm</p>	<p>Land pattern example unit : mm</p>
---------------------------------------	---------------------------------------	---------------------------------------

DIP6 (LF1) / (TP1)	DIP6 (LF5) / (TP5)	DIP6 (LF2)
<p>Package dimension unit: mm</p>	<p>Package dimension unit: mm</p>	<p>Package dimension (DIP6 Ftype) unit: mm</p>

<p>Land pattern example unit: mm</p>	<p>Land pattern example unit: mm</p>	
--------------------------------------	--------------------------------------	--

DIP6 (LF4) / (TP4)	5pin DIP6 (LF1) / (TP1)	5pin DIP6 (LF5) / (TP5)
<p>Package dimension unit: mm</p>	<p>Package dimension unit: mm</p>	<p>Package dimension unit: mm</p>

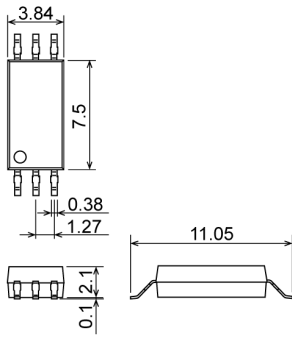
<p>Land pattern example unit: mm</p>	<p>Land pattern example unit: mm</p>	<p>Land pattern example unit: mm</p>
--------------------------------------	--------------------------------------	--------------------------------------

5pin DIP6 (LF2)	5pin DIP6 (LF4) / (TP4)	5pin DIP6 (cut) (LF1) / (TP1)
<p>Package dimension unit : mm</p> <p>Package dimension (5pin DIP6 Ftype)</p>	<p>Package dimension unit : mm</p>	<p>Package dimension unit : mm</p>
<p>Land pattern example unit : mm</p>	<p>Land pattern example unit : mm</p>	<p>Land pattern example unit : mm</p>

5pin DIP6 (cut) (LF5) / (TP5)	5pin DIP6 (cut) (LF2)	5pin DIP6 (cut) (LF4) / (TP4)
<p>Package dimension unit : mm</p>	<p>Package dimension unit : mm</p> <p>Package dimension (5pin DIP6 (cut) Ftype)</p>	<p>Package dimension unit : mm</p>
<p>Land pattern example unit : mm</p>	<p>Land pattern example unit : mm</p>	<p>Land pattern example unit : mm</p>

SO6L (LF4)

Package dimension unit : mm



Land pattern example unit : mm



DIP8 (LF1) / (TP1)	DIP8 (LF5) / (TP5)	DIP8 (LF2)
<p>Package dimension unit : mm</p>	<p>Package dimension unit : mm</p>	<p>Package dimension (DIP8 Ftype) unit : mm</p>
<p>Land pattern example unit : mm</p>	<p>Land pattern example unit : mm</p>	

DIP8 (LF4) / (TP4)	SO8L (LF4)
<p>Package dimension unit : mm</p>	<p>Package dimension unit : mm</p>
<p>Land pattern example unit : mm</p>	<p>Land pattern example unit : mm</p>

5. Cross Reference

IGBT/MOSFET Driver Couplers

Manufacturer	Competitor's Product		Toshiba		
	Part Number	Part Number	Compatible Level (Note:1)	Peak Current	Package
BROADCOM	ACNW3130	TLP352F	3	2.5 A	DIP8 (LF2)
	ACNW3190	TLP358F	4	6.0 A	DIP8 (LF2)
	ACPL-3130	TLP352	2	2.5 A	DIP8
	ACPL-330J	TLP5214A	2	4.0 A	SO16L
	ACPL-331J	TLP5214A	2	4.0 A	SO16L
	ACPL-332J	TLP5214A	1	4.0 A	SO16L
	ACPL-333J	TLP5214A	2	4.0 A	SO16L
	ACPL-339J	TLP5214A	4	4.0 A	SO16L
	ACPL-H312	TLP5832	1	2.5 A	SO8L
	ACPL-H342	TLP5772	3	2.5 A	SO6L
	ACPL-J313	TLP352	2	2.5 A	DIP8
	ACPL-K312	TLP5832	2	2.5 A	SO8L
	ACPL-K342	TLP5772 (LF4)	3	2.5 A	SO6L (LF4)
	ACPL-P302	TLP5701	2	0.6 A	SO6L
	ACPL-P314	TLP5701	2	0.6 A	SO6L
	ACPL-P340	TLP5751	1	1.0 A	SO6L
	ACPL-P341	TLP5754	1	4.0 A	SO6L
	ACPL-P343	TLP5754	1	4.0 A	SO6L
	ACPL-P345	TLP5751	1	1.0 A	SO6L
	ACPL-P346	TLP5752	1	2.5 A	SO6L
	ACPL-P347	TLP5751	2	1.0 A	SO6L
	ACPL-P349	TLP5772	2	2.5 A	SO6L
	ACPL-T350	TLP352	2	2.5 A	DIP8
	ACPL-W302	TLP5701 (LF4)	2	0.6 A	SO6L (LF4)
	ACPL-W314	TLP5701 (LF4)	2	0.6 A	SO6L (LF4)
	ACPL-W340	TLP5751 (LF4)	1	1.0 A	SO6L (LF4)
	ACPL-W341	TLP5754 (LF4)	1	4.0 A	SO6L (LF4)
	ACPL-W343	TLP5754 (LF4)	1	4.0 A	SO6L (LF4)
	ACPL-W345	TLP5751 (LF4)	1	1.0 A	SO6L (LF4)
	ACPL-W346	TLP5752 (LF4)	1	2.5 A	SO6L (LF4)
	ACPL-W347	TLP5751 (LF4)	2	1.0 A	SO6L (LF4)
	ACPL-W349	TLP5752 (LF4)	2	2.5 A	SO6L (LF4)
	HCNW3120	TLP352F	1	2.5 A	DIP8
	HCPL-0302	TLP2451A	2	0.6 A	SO8
	HCPL-0314	TLP2451A	2	0.6 A	SO8
	HCPL-3020	TLP351H	2	0.6 A	DIP8
	HCPL-3120	TLP352	2	2.5 A	DIP8
	HCPL-3140	TLP351H	2	0.6 A	DIP8
	HCPL-314J	TLP5701 x 2pcs	4	0.6 A	SO6L
	HCPL-3150	TLP351H	2	0.6 A	DIP8
	HCPL-315J	TLP5701 x 2pcs	4	0.6 A	SO6L
	HCPL-316J	TLP5214A	2	4.0 A	SO16L
	HCPL-3180	TLP352	1	2.5 A	DIP8
	HCPL-J312	TLP352	2	2.5 A	DIP8
	HCPL-J314	TLP351H	2	0.6 A	DIP8
	HCPL-T250	TLP352	2	2.5 A	DIP8

Note:1

- 1: Package and characteristics are almost same
- 2: Almost same package but similar characteristics
- 3: Almost same characteristics but different package
- 4: Different package and similar characteristics

IGBT/MOSFET Driver Couplers

Manufacturer	Competitor's Product	Toshiba			
	Part Number	Part Number	Compatible Level (Note:1)	Peak Current	Package
Fairchild	FOD3120	TLP352	2	2.5 A	DIP8
	FOD3150	TLP5771	4	1.0 A	SO6L
	FOD3182	TLP5774	4	4.0 A	SO6L
	FOD8314	TLP5772	2	2.5 A	SO6L
	FOD8332	TLP5214A	1	4.0 A	SO16L
Renesas	PS9301L	TLP5701	1	0.6 A	SO6L
	PS9302L	TLP5832	2	2.5 A	SO8L
	PS9305L	TLP5832	1	2.5 A	SO8L
	PS9307L	TLP5701	1	0.6 A	SO6L
	PS9308L	TLP5702	2	2.5 A	SO6L
	PS9331L	TLP5702	2	2.5 A	SO6L
	PS9402	TLP5214A	2	4.0 A	SO16L
	PS9505	TLP352	2	2.5 A	DIP8
	PS9506	TLP351H	2	0.6 A	DIP8
	PS9531	TLP352	2	2.5 A	DIP8
	PS9552	TLP352	2	2.5 A	DIP8
	PS9553	TLP351H	2	0.6 A	DIP8
	PS9801	TLP2451A	2	0.6 A	SO8
SHARP	PC923	TLP351H	2	0.6 A	DIP8
	PC924	TLP351H	4	0.6 A	DIP8
	PC925	TLP352	2	2.5 A	DIP8
	PC928	TLP5214A	4	4.0 A	SO16L
	PC929	TLP5214A	4	4.0 A	SO16L

Note:1

- 1: Package and characteristics are almost same
- 2: Almost same package but similar characteristics
- 3: Almost same characteristics but different package
- 4: Different package and similar characteristics

High Speed and IPM Driver Couplers

Manufacturer	Competitor's Product	Toshiba			
	Part Number	Part Number	Compatible Level (Note:1)	Data Rate (Typ.)	Package
BROADCOM	ACPL-071L	TLP2466	1	20 Mbps	SO8
	ACPL-074L	TLP2160	1	20 Mbps	SO8
	ACPL-M483	TLP2348	1	10 Mbps	5pin SO6
	ACPL-M484	TLP2345	1	10 Mbps	5pin SO6
	ACPL-M60L	TLP2368	2	20 Mbps	5pin SO6
	ACPL-M61L	TLP2361	1	15 Mbps	5pin SO6
	ACPL-M62L	TLP2368	2	20 Mbps	5pin SO6
	ACPL-M75L	TLP2366	2	20 Mbps	5pin SO6
	ACPL-P454	TLP2704	2	1 Mbps	SO6L
	ACPL-P456	TLP2704	1	1 Mbps	SO6L
	ACPL-P480	TLP2710	2	5 Mbps	SO6L
	ACPL-P481	TLP2710	2	5 Mbps	SO6L
	ACPL-P483	TLP2748	2	10 Mbps	SO6L
	ACPL-P484	TLP2745	2	10 Mbps	SO6L
	ACPL-P611	TLP2768A	2	20 Mbps	SO6L
	ACPL-W21L	TLP2710 (LF4)	2	5 Mbps	SO6L (LF4)
	ACPL-W454	TLP2704 (LF4)	2	1 Mbps	SO6L (LF4)
	ACPL-W456	TLP2704 (LF4)	1	1 Mbps	SO6L (LF4)
	ACPL-W480	TLP2710 (LF4)	2	5 Mbps	SO6L (LF4)
	ACPL-W481	TLP2710 (LF4)	2	5 Mbps	SO6L (LF4)
	ACPL-W483	TLP2748 (LF4)	2	10 Mbps	SO6L (LF4)
	ACPL-W484	TLP2745 (LF4)	2	10 Mbps	SO6L (LF4)
	ACPL-W50L	TLP2719 (LF4)	2	1 Mbps	SO6L (LF4)
	ACPL-W60L	TLP2768A (LF4)	1	20 Mbps	SO6L (LF4)
	ACPL-W611	TLP2768A (LF4)	2	20 Mbps	SO6L (LF4)
	ACPL-W61L	TLP2761 (LF4)	1	15 Mbps	SO6L (LF4)
	ACPL-W70L	TLP2770	3	20 Mbps	SO6L
	HCPL-0201	TLP2405	2	5 Mbps	SO8
	HCPL-0211	TLP2405	2	5 Mbps	SO8
	HCPL-0452	TLP2409	2	1 Mbps	SO8
	HCPL-0453	TLP2409	2	1 Mbps	SO8
	HCPL-0454	TLP2404	2	1 Mbps	SO8
	HCPL-0466	TLP2404	2	1 Mbps	SO8
	HCPL-0500	TLP2409	2	1 Mbps	SO8
	HCPL-0501	TLP2409	2	1 Mbps	SO8
	HCPL-0600	TLP2468	2	20 Mbps	SO8
	HCPL-0601	TLP2468	2	20 Mbps	SO8
	HCPL-060L	TLP2468	2	20 Mbps	SO8
	HCPL-0611	TLP2468	2	20 Mbps	SO8
	HCPL-061A	TLP2468	2	20 Mbps	SO8
	HCPL-061N	TLP2468	2	20 Mbps	SO8
	HCPL-0630	TLP2168	2	15 Mbps	SO8
	HCPL-0631	TLP2168	2	15 Mbps	SO8
	HCPL-063A	TLP2261	2	15 Mbps	SO8L
	HCPL-063L	TLP2168	2	15 Mbps	SO8
	HCPL-063N	TLP2168	2	15 Mbps	SO8
	HCPL-0661	TLP2168	2	15 Mbps	SO8
	HCPL-0700	TLP2403	2	100 kbps	SO8
	HCPL-0701	TLP2403	1	100 kbps	SO8
	HCPL-0708	TLP2468	2	20 Mbps	SO8
	HCPL-070A	TLP2403	1	100 kbps	SO8
	HCPL-070L	TLP2403	2	100 kbps	SO8
	HCPL-0738	TLP2168	2	20 Mbps	SO8
	HCPL-2200	TLP2955	2	5 Mbps	DIP8
	HCPL-2201	TLP2955	1	5 Mbps	DIP8
	HCPL-2202	TLP2955	4	5 Mbps	DIP8
	HCPL-2211	TLP2955	2	5 Mbps	DIP8
	HCPL-2212	TLP2955	4	5 Mbps	DIP8
	HCPL-2219	TLP2955	2	5 Mbps	DIP8
	HCPL-2231	TLP2105	4	5 Mbps	SO8
	HCPL-2232	TLP2105	4	5 Mbps	SO8

Note:1

- 1: Package and characteristics are almost same
- 2: Almost same package but similar characteristics
- 3: Almost same characteristics but different package
- 4: Different package and similar characteristics

High Speed and IPM Driver Couplers

Manufacturer	Competitor's Product		Toshiba		
	Part Number	Part Number	Compatible Level (Note:1)	Data Rate (Typ.)	Package
BROADCOM	HCPL-2601	TLP2962	2	10 Mbps	DIP8
	HCPL-2611	TLP2962	2	10 Mbps	DIP8
	HCPL-2630	TLP2662	2	10 Mbps	DIP8
	HCPL-2631	TLP2662	2	10 Mbps	DIP8
	HCPL-4502	TLP754	1	1 Mbps	DIP8
	HCPL-4503	TLP754	1	1 Mbps	DIP8
	HCPL-4504	TLP754	1	1 Mbps	DIP8
	HCPL-4506	TLP754	2	1 Mbps	DIP8
	HCPL-4661	TLP2662	2	10 Mbps	DIP8
	HCPL-M452	TLP2309	2	1 Mbps	5pin SO6
	HCPL-M453	TLP2309	1	1 Mbps	5pin SO6
	HCPL-M454	TLP2309	1	1 Mbps	5pin SO6
	HCPL-M456	TLP104	1	1 Mbps	5pin SO6
	HCPL-M600	TLP2362	2	10 Mbps	5pin SO6
	HCPL-M601	TLP2362	2	10 Mbps	5pin SO6
	HCPL-M611	TLP2362	2	10 Mbps	5pin SO6
Renesas	PS8101	TLP2309	3	1 Mbps	5pin SO6
	PS8302L	TLP2704	2	2 Mbps	SO6L
	PS8501	TLP754	2	1 Mbps	DIP8
	PS8502	TLP754	2	1 Mbps	DIP8
	PS8601	TLP754	2	1 Mbps	DIP8
	PS8602	TLP754	2	1 Mbps	DIP8
	PS8701	TLP2309	2	1 Mbps	5pin SO6
	PS8802-1	TLP2409	2	1 Mbps	SO8
	PS8802-2	TLP2108	2	5 Mbps	SO8
	PS8821	TLP2409	2	1 Mbps	SO8
	PS9113	TLP104	4	1 Mbps	5pin SO6
	PS9115	TLP2366	2	15 Mbps	5pin SO6
	PS9117A	TLP2361	2	15 Mbps	5pin SO6
	PS9121	TLP2368	2	20 Mbps	5pin SO6
	PS9122	TLP2362	2	10 Mbps	5pin SO6
	PS9123	TLP2366	2	20 Mbps	5pin SO6
	PS9124	TLP2362	2	10 Mbps	5pin SO6
	PS9151	TLP2366	1	20 Mbps	5pin SO6
	PS9213	TLP104	4	1 Mbps	5pin SO6
	PS9214	TLP2362	4	10 Mbps	5pin SO6
	PS9303L	TLP2745	2	10 Mbps	SO6L
	PS9313L	TLP2704	2	2 Mbps	SO6L
	PS9317L	TLP2770	2	20 Mbps	SO6L
	PS9324L	TLP2768A	2	20 Mbps	SO6L
	PS9351L	TLP2770	1	15 Mbps	SO6L
	PS9513	TLP754	2	1 Mbps	DIP8
	PS9587	TLP2962	2	10 Mbps	DIP8
	PS9617	TLP2962	2	10 Mbps	DIP8
	PS9817A-1	TLP2468	1	20 Mbps	SO8
	PS9817A-2	TLP2168	1	20 Mbps	SO8
	PS9821-1	TLP2468	1	20 Mbps	SO8
	PS9821-2	TLP2168	1	20 Mbps	SO8
PS9822-1	TLP2404	1	2 Mbps	SO8	
PS9822-2	TLP2108	1	20 Mbps	SO8	
PS9851-1	TLP2366	3	20 Mbps	5pin SO6	
PS9851-2	TLP2160	1	20 Mbps	SO8	
SHARP	PC400T	TLP2358	4	100 kbps	5pin SO6
	PC410L	TLP2362	2	10 Mbps	5pin SO6
	PC410S	TLP2468	2	20 Mbps	SO8
	PC411S	TLP2466	2	20 Mbps	SO8
	PC456L	TLP2309	2	1 Mbps	5pin SO6
	PC457L	TLP2309	2	1 Mbps	5pin SO6
	PC457S	TLP2409	2	1 Mbps	SO8
	PC4D10	TLP2168	2	20 Mbps	SO8

Note:1

- 1: Package and characteristics are almost same
- 2: Almost same package but similar characteristics
- 3: Almost same characteristics but different package
- 4: Different package and similar characteristics

Isolation Amplifiers / Delta-Sigma Modulators

Manufacturer	Competitor's Product	Toshiba				
		Part Number	Compatible Level (Note:1)	Input Feature	Output Feature	Package
BROADCOM	HCPL-7800	TLP7920	2	differential	Analog, Differential	DIP8
	HCPL-7800A	TLP7920	2	differential	Analog, Differential	DIP8
	HCPL-7840	TLP7920	2	differential	Analog, Differential	DIP8
	ACPL-C790	TLP7820	1	differential	Analog, Differential	SO8L(LF4)
	ACPL-C79A	TLP7820	1	differential	Analog, Differential	SO8L(LF4)
	ACPL-C79B	TLP7820	4	differential	Analog, Differential	SO8L(LF4)
	ACPL-7900	TLP7920	2	differential	Analog, Differential	DIP8
	ACPL-790A	TLP7920	2	differential	Analog, Differential	DIP8
	ACPL-790B	TLP7920	2	differential	Analog, Differential	DIP8
	ACPL-C784	TLP7820	1	differential	Analog, Differential	SO8L(LF4)
	ACPL-C780	TLP7820	1	differential	Analog, Differential	SO8L(LF4)
	ACPL-C78A	TLP7820	1	differential	Analog, Differential	SO8L(LF4)
	ACPL-C870	TLP7820	4	differential	Analog, Differential	SO8L(LF4)
	ACPL-C87A	TLP7820	2	differential	Analog, Differential	SO8L(LF4)
	ACPL-C87B	TLP7820	2	differential	Analog, Differential	SO8L(LF4)
	HCPL-7860	TLP7930	2	differential	Digital,Internal CLK	DIP8
	HCPL-786J	TLP7830	4	differential	Digital,Internal CLK	SO8L(LF4)
	ACPL-C797	TLP7830	4	differential	Digital,Internal CLK	SO8L(LF4)
	ACPL-7970	TLP7930	2	differential	Digital,Internal CLK	DIP8
	ACPL-796J	TLP7830	4	differential	Digital,Internal CLK	SO8L(LF4)
ACPL-798J	TLP7830	4	differential	Digital,Internal CLK	SO8L(LF4)	
TI	AMC1100DWV	TLP7820	2	differential	Analog, Differential	SO8L(LF4)
	AMC1100DUB	TLP7920	2	differential	Analog, Differential	DIP8
	AMC1200BDWV	TLP7820	2	differential	Analog, Differential	SO8L(LF4)
	AMC1200BDUB	TLP7920	2	differential	Analog, Differential	DIP8
	AMC1203PSA	TLP7830	4	differential	Digital,Internal CLK	SO8L(LF4)
	AMC1203DUB	TLP7930	2	differential	Digital,Internal CLK	DIP8
	AMC1203DW	TLP7830	4	differential	Digital,Internal CLK	SO8L(LF4)
	AMC1203BPASA	TLP7830	4	differential	Digital,Internal CLK	SO8L(LF4)
	AMC1203BDUB	TLP7930	2	differential	Digital,Internal CLK	DIP8
	AMC1203BDW	TLP7830	4	differential	Digital,Internal CLK	SO8L(LF4)
	AMC1204DW	TLP7830	4	differential	Digital,Internal CLK	SO8L(LF4)
	AMC1204BDWV	TLP7830	2	differential	Digital,Internal CLK	SO8L(LF4)
	AMC1204BDW	TLP7830	4	differential	Digital,Internal CLK	SO8L(LF4)
	AMC1301	TLP7820	2	differential	Analog, Differential	SO8L(LF4)
	AMC1304	TLP7830	4	differential	Digital,Internal CLK	SO8L(LF4)
	AMC1305	TLP7830	4	differential	Digital,Internal CLK	SO8L(LF4)
Analog Devices	AD7400A	TLP7830	4	differential	Digital,Internal CLK	SO8L(LF4)
	AD7401A	TLP7830	4	differential	Digital,Internal CLK	SO8L(LF4)
	AD7402	TLP7830	2	differential	Digital,Internal CLK	SO8L(LF4)
	AD7403	TLP7830	2	differential	Digital,Internal CLK	SO8L(LF4)
	AD7405	TLP7830	4	differential	Digital,Internal CLK	SO8L(LF4)
Renesas	PS8551A	TLP7920	2	differential	Analog, Differential	DIP8
	PS9551A	TLP7930	2	differential	Digital,Internal CLK	DIP8

Note:1

- 1: Package and characteristics are almost same
- 2: Almost same package but similar characteristics
- 3: Almost same characteristics but different package
- 4: Different package and similar characteristics

Photorelays (1-Form-A)

Manufacturer	Competitor's Product	Toshiba				
		Part Number	Compatible Level (Note:1)	OFF-state Output Terminal Voltage	ON-state Current	Package
Panasonic	AQV201	TLP3544	1	40 V	3.5 A	DIP6
	AQV202	TLP3545A	1	60 V	4 A	DIP6
	AQV204	TLP240GA	4	400 V	0.12 A	DIP4
	AQV210EH	TLP240G	4	350 V	0.10 A	DIP4
	AQV210S	TLP192G	1	350 V	0.11 A	2.54SOP6
	AQV212	TLP240A	3	60 V	0.5 A	DIP4
	AQV212S	TLP176AM	3	60 V	0.7 A	4pin SO6
	AQV214	TLP240GA	4	400 V	0.12 A	DIP4
	AQV214E	TLP240GA	4	400 V	0.12 A	DIP4
	AQV214EH	TLP240GA	4	400 V	0.12 A	DIP4
	AQV214H	TLP240GA	4	400 V	0.12 A	DIP4
	AQV214S	TLP172GAM	3	400 V	0.11 A	4pin SO6
	AQV215	TLP3546A	1	100 V	3.5 A	DIP6
	AQV215S	TLP3109A	1	100 V	3 A	2.54SOP6
	AQV216	TLP240J	4	600 V	0.09 A	DIP4
	AQV217S	TLP171D	3	200 V	0.2 A	2.54SOP4
	AQV227NS	TLP199D	2	200 V	0.2 A	2.54SOP6
	AQV251G	TLP3543A	1	30 V	5 A	DIP6
	AQV252	TLP3545A	1	60 V	4 A	DIP6
	AQV252G	TLP3545A	1	60 V	4 A	DIP6
	AQV252G2S	TLP3107	2	60 V	3.3 A	2.54SOP6
	AQV254	TLP240GA	4	400 V	0.12 A	DIP4
	AQV254H	TLP240GA	4	400 V	0.12 A	DIP4
	AQV255	TLP3546A	1	100 V	3.5 A	DIP6
	AQV255GS	TLP3109A	1	100 V	3 A	2.54SOP6
	AQY210LS	TLP174G	1	350 V	0.12 A	2.54SOP4
	AQY210S	TLP172GM	1	350 V	0.11 A	4pin SO6
	AQY211EH	TLP241A	1	40 V	2.0 A	DIP4
	AQY212GS	TLP3122A	1	60 V	1.4 A	4pin SO6
	AQY212S	TLP176AM	1	60 V	0.7 A	4pin SO6
	AQY214EH	TLP240GA	2	400 V	0.12 A	DIP4
	AQY214S	TLP172GAM	1	400 V	0.11 A	2.54SOP4
	AQY216EH	TLP240J	1	600 V	0.09 A	DIP4
	AQY221N2S	TLP3440	4	40 V	0.12 A	VSON4
	AQY221N2V	TLP3440	4	40 V	0.12 A	VSON4
	AQY221R2S	TLP3475	4	50 V	0.3 A	VSON4
	AQY221R2V	TLP3214	1	40 V	0.25 A	SSOP4
	AQY221R6T	TLP3406S	4	20 V	0.8 A	S-VSON4
	AQY222R2V	TLP3412	4	60 V	0.4 A	VSON4
	AQY225R1S	TLP3412	4	60 V	0.4 A	VSON4
AQY225R2S	TLP3419	4	80 V	0.2 A	VSON4	
AQY225R2V	TLP3417	4	80 V	0.12 A	VSON4	
AQY234S	TLP172GAM	1	400 V	0.11 A	4pin SO6	
IXYS	CPC1330	TLP240GA	1	400 V	0.12 A	DIP4
	CPC1393	TLP240J	1	600 V	0.09 A	DIP4
	LCA100	TLP240GA	3	400 V	0.12 A	DIP4
Renesas	PS7113-1A	TLP3546A	2	100 V	3.5 A	DIP6
	PS7141E-1A	TLP240GA	3	400 V	0.12 A	DIP4
	PS7160-1A	TLP240J	3	600 V	0.09 A	DIP4
	PS7206-1A	TLP176AM	1	60 V	0.7 A	4pin SO6
	PS7241E-1A	TLP172GAM	1	400 V	0.11 A	2.54SOP4
	PS7341-1A	TLP240GA	3	400 V	0.12 A	DIP4
	PS7360-1A	TLP240J	3	600 V	0.09 A	DIP4
	PS7804-1A	TLP3412	3	60 V	0.4 A	VSON4

Note:1

- 1: Package and characteristics are almost same
- 2: Almost same package but similar characteristics
- 3: Almost same characteristics but different package
- 4: Different package and similar characteristics

Manufacturer	Competitor's Product	Toshiba				
		Part Number	Compatible Level (Note:1)	OFF-state Output Terminal Voltage	ON-state Current	Package
TOWARD	AB21RS	TLP176AM	1	60 V	0.7 A	4pin SO6
	AB38S	TLP170J	1	600 V	0.09 A	2.54SOP4
	AB31S	TLP172GM	2	350 V	0.11 A	4pin SO6
	AB37S	TLP176AM	1	60 V	0.7 A	4pin SO6
	AB45S	TLP176AM	1	60 V	0.7 A	4pin SO6
	AB34S	TLP176D	1	200 V	0.2 A	2.54SOP4
	AB30S	TLP172GAM	1	400 V	0.11 A	2.54SOP4
	AB37	TLP240A	1	60 V	0.5 A	DIP4
	AB45	TLP240A	1	60 V	0.5 A	DIP4
	AB34	TLP240D	1	200 V	0.25 A	DIP4
	AB31	TLP240G	2	350 V	0.10 A	DIP4
	AB30	TLP240GA	1	400 V	0.12 A	DIP4
	AB38	TLP240J	1	600 V	0.09 A	DIP4
	AB26	TLP241A	1	40 V	2.0 A	DIP4
	AB47	TLP3556A	2	100 V	2.0 A	DIP4
	AB48	TLP3556A	1	100 V	2.0 A	DIP4

Photorelays (2-Form-A)

Manufacturer	Competitor's Product	Toshiba				
		Part Number	Compatible Level (Note:1)	OFF-state Output Terminal Voltage	ON-state Current	Package
Panasonic	AQW210	TLP222G-2	3	350 V	0.12 A	DIP8
	AQW210EH	TLP240GA x 2pcs	4	400 V	0.12 A	DIP4
	AQW210HL	TLP224G-2	2	350 V	0.12 A	DIP8
	AQW210S	TLP172GM x 2pcs	3	350 V	0.11 A	4pin SO6
	AQW212	TLP222A-2	2	60 V	0.5 A	DIP8
	AQW212EH	TLP240A x 2pcs	4	60 V	0.5 A	DIP4
	AQW212S	TLP202A	1	60 V	0.4 A	2.54SOP8
	AQW214	TLP240GA x 2pcs	3	400 V	0.12 A	DIP4
	AQW214EH	TLP240GA x 2pcs	3	400 V	0.12 A	DIP4
	AQW214S	TLP206GA	1	400 V	0.12 A	2.54SOP8
	AQW215	TLP3556A x 2pcs	3	100 V	2.0 A	DIP4
	AQW216	TLP240J x 2pcs	3	600 V	0.09 A	DIP4
	AQW216EH	TLP240J x 2pcs	3	600 V	0.09 A	DIP4
	AQW217	TLP240D x 2pcs	3	200 V	0.25 A	DIP4
	AQW223R2S	TLP222G-2	4	350 V	0.12 A	DIP8
	AQW227N	TLP240D x 2pcs	3	200 V	0.25 A	DIP4
IXYS	CPC2014N	TLP202A	1	60 V	0.4 A	2.54SOP8
	CPC2017N	TLP202A	4	60 V	0.4 A	2.54SOP8
	CPC2025N	TLP206GA	4	400 V	0.12 A	2.54SOP8
	CPC2030N	TLP206G	4	350 V	0.12 A	2.54SOP8
Renesas	PS7241-2A	TLP172GAM x 2pcs	3	400 V	0.11 A	4pin SO6

Photorelays (1-Form-A/1-Form-B)

Manufacturer	Competitor's Product	Toshiba				
		Part Number	Compatible Level (Note:1)	OFF-state Output Terminal Voltage	ON-state Current	Package
Panasonic	AQW610EH	TLP4006G	1	350 V	0.12 A	DIP8
	AQW610S	TLP4026G	1	350 V	0.12 A	2.54SOP8
	AQW614	TLP4006G	2	350 V	0.12 A	DIP8
	AQW614EH	TLP4006G	2	350 V	0.12 A	DIP8
	AQW654	TLP4006G	2	350 V	0.12 A	DIP8

Note:1

- 1: Package and characteristics are almost same
- 2: Almost same package but similar characteristics
- 3: Almost same characteristics but different package
- 4: Different package and similar characteristics

Photorelays (1-Form-B, 2-Form-B)

Manufacturer	Competitor's Product	Toshiba				
		Part Number	Compatible Level (Note:1)	OFF-state Output Terminal Voltage	ON-state Current	Package
Panasonic	AQV410EH	TLP4597G	1	350 V	0.15 A	DIP6
	AQV414	TLP4597G	2	350 V	0.15 A	DIP6
	AQV414E	TLP4597G	2	350 V	0.15 A	DIP6
	AQV414S	TLP4197G	2	350 V	0.12 A	2.54SOP6
	AQV454	TLP4597G	2	350 V	0.15 A	DIP6
	AQV454H	TLP4597G	2	350 V	0.15 A	DIP6
	AQV410EH	TLP4227G	1	350 V	0.15 A	DIP4
	AQV410S	TLP4176G	1	350 V	0.12 A	2.54SOP4
	AQV412S	TLP4176A	1	60 V	0.5 A	2.54SOP4
	AQV412SX	TLP4176A	1	60 V	0.5 A	2.54SOP4
	AQV412SZ	TLP4176A	1	60 V	0.5 A	2.54SOP4
	AQV414EH	TLP4227G	2	350 V	0.15 A	DIP4
	AQV414S	TLP4176G	2	350 V	0.12 A	2.54SOP4
	AQW414	TLP4227G-2	2	350 V	0.15 A	DIP8
	AQW414EH	TLP4227G-2	2	350 V	0.15 A	DIP8
	AQW414S	TLP4206G	2	350 V	0.12 A	2.54SOP8
	AQW454	TLP4227G-2	2	350 V	0.15 A	DIP8
	IXYS	CPC1125N	TLP4176G	2	350 V	0.12 A
CPC1130N		TLP4176G	1	350 V	0.12 A	2.54SOP4
CPC1135N		TLP4176G	1	350 V	0.12 A	2.54SOP4
CPC1150N		TLP4176G	1	350 V	0.12 A	2.54SOP4
CPC1231N		TLP4176G	1	350 V	0.12 A	2.54SOP4
CPC1333		TLP4227G	2	350 V	0.15 A	DIP4
CPC2125N		TLP4206G	4	350 V	0.12 A	2.54SOP8
LBB110		TLP4227G-2	1	350 V	0.15 A	DIP8
LCB110		TLP4597G	2	350 V	0.15 A	DIP6
LCB111		TLP4597G	2	350 V	0.15 A	DIP6
PBB190		TLP4227G-2	2	350 V	0.15 A	DIP8
PLB190		TLP4597G	2	350 V	0.15 A	DIP6
XBB170		TLP4227G-2	1	350 V	0.15 A	DIP8
XCB170		TLP4597G	1	350 V	0.15 A	DIP6

Note:1

- 1: Package and characteristics are almost same
- 2: Almost same package but similar characteristics
- 3: Almost same characteristics but different package
- 4: Different package and similar characteristics

• The information presented in this cross reference is based on TOSHIBA's selection criteria and should be treated as a suggestion only. Please carefully review the latest versions of all relevant information on the TOSHIBA products, including without limitation data sheets and validate all operating parameters of the TOSHIBA products to ensure that the suggested TOSHIBA products are truly compatible with your design and application.

• Please note that this cross reference is based on TOSHIBA's estimate of compatibility with other manufacturers' products, based on other manufacturers' published data, at the time the data was collected.

• TOSHIBA is not responsible for any incorrect or incomplete information. Information is subject to change at any time without notice.

6. Part Naming Conventions

3-Digit Part Numbering Example (Except Alphabetical Characters)

Example of Photocouplers

TLP 1 76 A
① ② ③ ④

- ① photocoupler
- ② Package type
 - 1: SO6 / SOP
 - 2: SO4 / SOP / SOP16 / DIP (2500 Vrms/5000 Vrms)
 - 3: SO6L / DIP (5000 Vrms)
 - 4: DIP4 (5000 Vrms)
 - 5: DIP (2500 Vrms)
 - 6: DIP (5000 Vrms)
 - 7: DIP (4000 Vrms)
- ③ Output type
 - 00 to 09: IC output, Photorelay
 - 10 to 19: IC output
 - 20 to 29: 4/8/16-pin multi-channel photocoupler
 - 30 to 39: 6 pin
 - 40 to 49: Thyristor output, Photorelay
 - 50 to 59: IC output
 - 60 to 69: Triac output
 - 70 to 79: Photorelay
 - 80 to 89: Transistor output / Darlington Transistor output
 - 90 to 99: Transistor output, Photorelay, Photo voltaic output
- ④ Suffix
 - Withstand voltage level
 - (a) Photorelay (b) Triac output, Thyristor output
 - A: 40 V, 60 V G: 400 V
 - D: 200 V J: 600 V
 - G: 350 V L: 800 V
 - GA: 400 V
 - J: 600 V

4-Digit Part Numbering Example (Except Alphabetical Characters)

Example of Photocouplers

TLP 2 7 61 A
① ② ③ ④ ⑤

- ① photocoupler
- ② Product category
 - 2: IC output (logic, IPM drivers)
 - 3: Photorelay (1-form-A) / Triac output / Photo voltaic output
 - 4: Photorelay (except 1-form-A)
 - 5: IC output (Power device driver / Smart gate driver)
 - 7: Isolation Amplifire

③ Package category

Number	Package type		Product Category
	IC output / Isolation Amplifire	Photorelay	Triac output / Photo voltaic output
0	SO4 / MFSOP6	-	Triac output
1	SO8 (Dual ch.)	SOP	-
2	SO8L (Dual ch.), SO16L	SSOP	-
3	SO6	USOP	-
4	SO8 (Single ch.)	VSON	-
5	-	DIP	-
6	DIP8 (Dual ch.)	-	-
7	SDIP6 /SO6L	-	Triac output
8	SO8L(Single ch.)	-	-
9	DIP8 (Single ch.)	-	Photo voltaic output

- ④ Serial number
- ⑤ Suffix

Part Naming Example for Automotive Devices

■ Photocouplers(Output: Transistor, IC, Photovoltaic)

Example of Photocoupler

TLX 9 304
① ② ③

- ① photocoupler (For Automotive device)
- ② 9 : For Automotive device
- ③ Serial number

■ Photorelays

Example of Photorelay

TLX 9 175 J
① ② ③ ④

- ① photorelay (For Automotive device)
- ② 9 : For Automotive device
- ③ Serial number
- ④ Withstand voltage level
J: 600 V

Note : For those parts which do not follow the part naming convention shown above, see the appropriate datasheet.

7. Part Number Index

Part Number	Page
TLP1xx	
TLP104	4, 8
TLP109	3
TLP109(IGM)	9
TLP151A	10
TLP152	10
TLP155E	10
TLP170A	18
TLP170D	18
TLP170G	19
TLP170J	19
TLP171A	18
TLP171D	18
TLP171GA	19
TLP171J	19
TLP172GAM	19
TLP172GM	19
TLP174G	19
TLP174GA	19
TLP175A	18
TLP176AM	18
TLP176D	18
TLP176G	19
TLP176GA	19
TLP179D	18
TLP182	14
TLP183	14

Part Number	Page
TLP184(SE)	14
TLP185(SE)	14
TLP187	14
TLP188	14
TLP192A	18
TLP192G	19
TLP197A	18
TLP197G	19
TLP197GA	19
TLP199D	18
TLP2xx	
TLP200D	22
TLP202A	22
TLP202G	22
TLP206A	22
TLP206G	22
TLP206GA	22
TLP2105	6
TLP2108	5
TLP2110	6
TLP2118E	4
TLP2160	5
TLP2161	5
TLP2168	4
TLP222A	18
TLP222A-2	22
TLP222D	19

Part Number	Page
TLP222G	19
TLP222G-2	22
TLP224G	19
TLP224G-2	22
TLP224GA	19
TLP224GA-2	22
TLP2261	5
TLP2270	6
TLP228G	19
TLP228G-2	22
TLP2301	3
TLP2303	3
TLP2304	4, 8
TLP2309	3, 4
TLP2310	6
TLP2345	6, 8
TLP2348	5, 8
TLP2355	6, 8
TLP2358	5, 8
TLP2361	5
TLP2362	4
TLP2366	5
TLP2367	5
TLP2368	4
TLP2370	6
TLP2391	7
TLP2395	7

Part Number	Page
TLP2398	7
TLP2403	3
TLP2404	4, 8
TLP2405	6, 8
TLP2408	5, 8
TLP2409	3, 9
TLP240A	18
TLP240D	18
TLP240G	19
TLP240GA	19
TLP240J	19
TLP2418	4
TLP241A	18
TLP2451A	10
TLP2466	5
TLP2468	4
TLP250H	10
TLP2530	3
TLP2531	3
TLP265J	17
TLP2662	4
TLP266J	17
TLP267J	17
TLP268J	17
TLP2701	3
TLP2703	3
TLP2704	4, 8

Part Number	Page
TLP2710	6
TLP2719	3, 4, 9
TLP2735	6, 8
TLP2745	6, 8
TLP2748	5, 8
TLP2761	5
TLP2766A	5
TLP2767	5
TLP2768A	4
TLP2770	6
TLP290(SE)	14
TLP290-4	14
TLP291(SE)	14
TLP291-4	14
TLP292	14
TLP292-4	14
TLP293	14
TLP293-4	14
TLP2955	6, 8
TLP2958	5, 8
TLP2962	4
TLP3xx	
TLP3052A	17
TLP3062A	17
TLP3064(S)	17
TLP3073	17
TLP3083	17

Part Number	Page
TLP3100	18
TLP3102	18
TLP3103	18
TLP3105	18
TLP3106	18
TLP3107	18
TLP3109	18
TLP3122A	18
TLP3123	18
TLP3125	19
TLP3127	18
TLP3145	19
TLP3149	18
TLP3203	20
TLP3212	20
TLP3214	20
TLP3215	20
TLP3216	20
TLP3217	20
TLP3220	20
TLP3230	20
TLP3231	20
TLP3240	20
TLP3241	20
TLP3250	20
TLP3275	20
TLP3303	20

Part Number	Page
TLP3306	20
TLP3312	20
TLP3315	20
TLP3316	20
TLP3317	20
TLP3319	20
TLP3320	20
TLP3330	20
TLP3340	20
TLP3341	20
TLP3342	20
TLP3350	20
TLP3351	20
TLP3375	20
TLP3403	20
TLP3403R	21
TLP3406S	20
TLP3406SRH	21
TLP3406SRL	21
TLP3407S	20
TLP3407SR	21
TLP3407SRH	21
TLP3407SRL	21
TLP3409S	20
TLP3412	20
TLP3412R	21
TLP3412SRH	21

Part Number	Page
TLP3414	20
TLP3417	20
TLP3419	20
TLP3420	20
TLP3431	20
TLP3440	20
TLP3440S	20
TLP3441	20
TLP3442	20
TLP3450	20
TLP3451	20
TLP3475	20
TLP3475R	21
TLP3475S	20
TLP350H	10
TLP351A	10
TLP351H	10
TLP352	10
TLP3543	18
TLP3543A	18
TLP3544	18
TLP3545A	18
TLP3546A	18
TLP3547	18
TLP3548	19
TLP3549	19
TLP3553A	18

Part Number	Page
TLP3554	18
TLP3555A	18
TLP3556A	18
TLP3558A	19
TLP358H	10
TLP360J	17
TLP363J	17
TLP3823	18
TLP3825	19
TLP383	14
TLP385	14
TLP387	14
TLP388	14
TLP3905	16
TLP3906	16
TLP4xx	
TLP4006G	22
TLP4026G	22
TLP4176A	23
TLP4176G	23
TLP4197G	23
TLP4206G	23
TLP4227G	23
TLP4227G-2	23
TLP4597G	23
TLP5xx	
TLP5214A	12

Part Number	Page
TLP5701	10
TLP5702	10
TLP5751	10
TLP5751H	10
TLP5752	10
TLP5752H	10
TLP5754	10
TLP5754H	10
TLP5771	10
TLP5772	10
TLP5774	10
TLP5832	10
TLP592A	18
TLP592G	19
TLP597A	18

Part Number	Page
TLP597G	19
TLP597GA	19
TLP598AA	18
TLP598GA	19
TLP7xx	
TLP754	4
TLP7820	13
TLP7830	13
TLP785	14
TLP7920	13
TLP7930	13
TLP797GA	19
TLP797J	19
TLP798GA	19

Part Number	Page
TLPNxx	
TLPN137	4
TLX9xx	
TLX9000	25
TLX9175J	25
TLX9185A	25
TLX9291A	25
TLX9300	25
TLX9304	24
TLX9309	24
TLX9310	24
TLX9376	24
TLX9378	24
TLX9905	25
TLX9906	25

RESTRICTIONS ON PRODUCT USE

Toshiba Corporation and its subsidiaries and affiliates are collectively referred to as "TOSHIBA".

Hardware, software and systems described in this document are collectively referred to as "Product".

- TOSHIBA reserves the right to make changes to the information in this document and related Product without notice.
- This document and any information herein may not be reproduced without prior written permission from TOSHIBA. Even with TOSHIBA's written permission, reproduction is permissible only if reproduction is without alteration/omission.
- Though TOSHIBA works continually to improve Product's quality and reliability, Product can malfunction or fail. Customers are responsible for complying with safety standards and for providing adequate designs and safeguards for their hardware, software and systems which minimize risk and avoid situations in which a malfunction or failure of Product could cause loss of human life, bodily injury or damage to property, including data loss or corruption. Before customers use the Product, create designs including the Product, or incorporate the Product into their own applications, customers must also refer to and comply with (a) the latest versions of all relevant TOSHIBA information, including without limitation, this document, the specifications, the data sheets and application notes for Product and the precautions and conditions set forth in the "TOSHIBA Semiconductor Reliability Handbook" and (b) the instructions for the application with which the Product will be used with or for. Customers are solely responsible for all aspects of their own product design or applications, including but not limited to (a) determining the appropriateness of the use of this Product in such design or applications; (b) evaluating and determining the applicability of any information contained in this document, or in charts, diagrams, programs, algorithms, sample application circuits, or any other referenced documents; and (c) validating all operating parameters for such designs and applications. **TOSHIBA ASSUMES NO LIABILITY FOR CUSTOMERS' PRODUCT DESIGN OR APPLICATIONS.**
- **PRODUCT IS NEITHER INTENDED NOR WARRANTED FOR USE IN EQUIPMENTS OR SYSTEMS THAT REQUIRE EXTRAORDINARILY HIGH LEVELS OF QUALITY AND/OR RELIABILITY, AND/OR A MALFUNCTION OR FAILURE OF WHICH MAY CAUSE LOSS OF HUMAN LIFE, BODILY INJURY, SERIOUS PROPERTY DAMAGE AND/OR SERIOUS PUBLIC IMPACT ("UNINTENDED USE").** Except for specific applications as expressly stated in this document, Unintended Use includes, without limitation, equipment used in nuclear facilities, equipment used in the aerospace industry, lifesaving and/or life supporting medical equipment, equipment used for automobiles, trains, ships and other transportation, traffic signaling equipment, equipment used to control combustions or explosions, safety devices, elevators and escalators, and devices related to power plant. **IF YOU USE PRODUCT FOR UNINTENDED USE, TOSHIBA ASSUMES NO LIABILITY FOR PRODUCT.** For details, please contact your TOSHIBA sales representative or contact us via our website.
- Do not disassemble, analyze, reverse-engineer, alter, modify, translate or copy Product, whether in whole or in part.
- Product shall not be used for or incorporated into any products or systems whose manufacture, use, or sale is prohibited under any applicable laws or regulations.
- The information contained herein is presented only as guidance for Product use. No responsibility is assumed by TOSHIBA for any infringement of patents or any other intellectual property rights of third parties that may result from the use of Product. No license to any intellectual property right is granted by this document, whether express or implied, by estoppel or otherwise.
- **ABSENT A WRITTEN SIGNED AGREEMENT, EXCEPT AS PROVIDED IN THE RELEVANT TERMS AND CONDITIONS OF SALE FOR PRODUCT, AND TO THE MAXIMUM EXTENT ALLOWABLE BY LAW, TOSHIBA (1) ASSUMES NO LIABILITY WHATSOEVER, INCLUDING WITHOUT LIMITATION, INDIRECT, CONSEQUENTIAL, SPECIAL, OR INCIDENTAL DAMAGES OR LOSS, INCLUDING WITHOUT LIMITATION, LOSS OF PROFITS, LOSS OF OPPORTUNITIES, BUSINESS INTERRUPTION AND LOSS OF DATA, AND (2) DISCLAIMS ANY AND ALL EXPRESS OR IMPLIED WARRANTIES AND CONDITIONS RELATED TO SALE, USE OF PRODUCT, OR INFORMATION, INCLUDING WARRANTIES OR CONDITIONS OF MERCHANTABILITY, FITNESS FOR A PARTICULAR PURPOSE, ACCURACY OF INFORMATION, OR NON-INFRINGEMENT.**
- GaAs (Gallium Arsenide) is used in Product. GaAs is harmful to humans if consumed or absorbed, whether in the form of dust or vapor. Handle with care and do not break, cut, crush, grind, dissolve chemically or otherwise expose GaAs in Product.
- Do not use or otherwise make available Product or related software or technology for any military purposes, including without limitation, for the design, development, use, stockpiling or manufacturing of nuclear, chemical, or biological weapons or missile technology products (mass destruction weapons). Product and related software and technology may be controlled under the applicable export laws and regulations including, without limitation, the Japanese Foreign Exchange and Foreign Trade Law and the U.S. Export Administration Regulations. Export and re-export of Product or related software or technology are strictly prohibited except in compliance with all applicable export laws and regulations.
- Please contact your TOSHIBA sales representative for details as to environmental matters such as the RoHS compatibility of Product. Please use Product in compliance with all applicable laws and regulations that regulate the inclusion or use of controlled substances, including without limitation, the EU RoHS Directive. **TOSHIBA ASSUMES NO LIABILITY FOR DAMAGES OR LOSSES OCCURRING AS A RESULT OF NONCOMPLIANCE WITH APPLICABLE LAWS AND REGULATIONS.**

TOSHIBA

Toshiba Electronic Devices & Storage Corporation

<https://toshiba.semicon-storage.com/>